DÜRKOPP ADLER AG

M-TYPE
Made by DÜRKOPP ADLER

Teileliste und Naeheinrichtungen
Parts List and Sewing Equipment

550-867

DÜRKOPP ADLER AG

Postfach 17 03 51, D-33703 Bielefeld • Potsdamer Strasse 190, D-33719 Bielefeld
Telefon +49 (0) 5 21 / 9 25-00 • Telefax +49 (0) 5 21 / 9 25 24 35 • www.duerkopp-adler.com

Ausgabe / Edition:	Aenderungsindex		Teile-Nr./Part.-No.:
04/2011	Rev. index: **00.0**	Printed in Federal Republic of Germany	**0791 550821**

Alle Rechte vorbehalten.
Eigentum der Dürkopp Adler AG und urheberrechtlich geschützt. Jede, auch auszugsweise Wiederverwendung dieser Inhalte ist ohne vorheriges schriftliches Einverständnis der Dürkopp Adler AG verboten.

All rights reserved.
Property of Dürkopp Adler AG and copyrighted. Reproduction or publication of the content in any manner, even in extracts, without prior written permission of Dürkopp Adler AG, is prohibited.

Copyright © *Dürkopp Adler AG - 2011*

550-867

Inhaltsverzeichnis	Tafel / Table	Contents
Armwelle	1	Upper Shaft
Antrieb Arm- und Unterwelle Rastkupplung	2	Upper and Bottom Shaft Drive, Safety Clutch
Fadenhebel	3	Thread Lever
Antrieb Nadeltransport	4	Needle Feed Drive
Alternierender Obertransport	5	Alternating Foot Top Feed
Antrieb Untertransport	6	Bottom Feed Drive
Transporteurhub	7	Bottom Feed
Stichverstellung, Schrittmotor	8	Stitch Adjustment, Step Motor
Fusslueftung pneum.	9	Pneumatic Presser Foot Lift
Magnetventileinheit Stufenzylinder	10	Solenoid Valve Unit Stepped Cylinder
Grosser Greifer mit Spule	11	Large Hook with Bobbin
Greiferlager	12	Hook Case
Restfadenwaechter	13	Thread Monitor
Kurzfadenabschneider	14	Short thread trimmer
Spannungsplatte mech.	15	Tension Plate Mech.
Spannungsplatte elektr.	16	Tension Plate Electr.
Zentralschmierung	17	Central Lubrication
Arm, Fadenfuehrung	18	Arm, Thread Guide
Taster, Fadenspannungssensor	19	Push-buttons, Thread Tension Sensor
Armdeckel	20	Arm Cover
Grundplatte	21	Bed plate
Teilesatz fuer Efka DC1550/DA321G	22	Kit for Efka DC1550/DA321G
Spuler	23, 24	Bobbin Winder
Gestell, Tischplatte	25	Stand, Table Top
Schaltschrank, Steuerkasten	26	Switch Cabinet, Control Box
Oelwanne	27	Oil Pan
Wartungseinheit	28	Maintenance Unit
Touch panel PC, Garnstaender	29	Touch Panel PC, Thread Stand

Teileliste und Naeheinrichtungen
Parts List and Sewing Equipment

550-867

Inhaltsverzeichnis	Tafel / Table	Contents
Beipack	30	Accessories
Kantenfuehrung	31	Edge Guide
Nadelkuehlung von oben elektropneum.	32	Needle Cooling from Top electropneumatic
Scanner Endlabel	33	Scanner
Scanner Garnstaender	34	Scanner Thread Stand
Administratorset	35	Set for Admin
Nahtbreitenerkennung	36	Seam Width Recognition

Ersatzteile:

Verletzungsgefahr durch falsche Ersatzteile!

Falsche oder fehlerhafte Ersatzteile können zu Beschädigungen, Fehlfunktionen oder Totalausfall führen, sowie die Sicherheit beeinträchtigen.

Deshalb:

Originalersatzteile des Herstellers verwenden!

Ersatzteile über autorisierte Händler oder direkt beim Hersteller beschaffen.

Spare Parts:

Risk of injury due to wrong spare parts!

Wrong or inadequate spare parts can ultimately damage, or lead to malfunctions of your machine and in worst case lead to personal injury.

Therefore:

Use only original spare parts!

Purchase your spare parts from our authorized dealer or directly from the manufacturer.

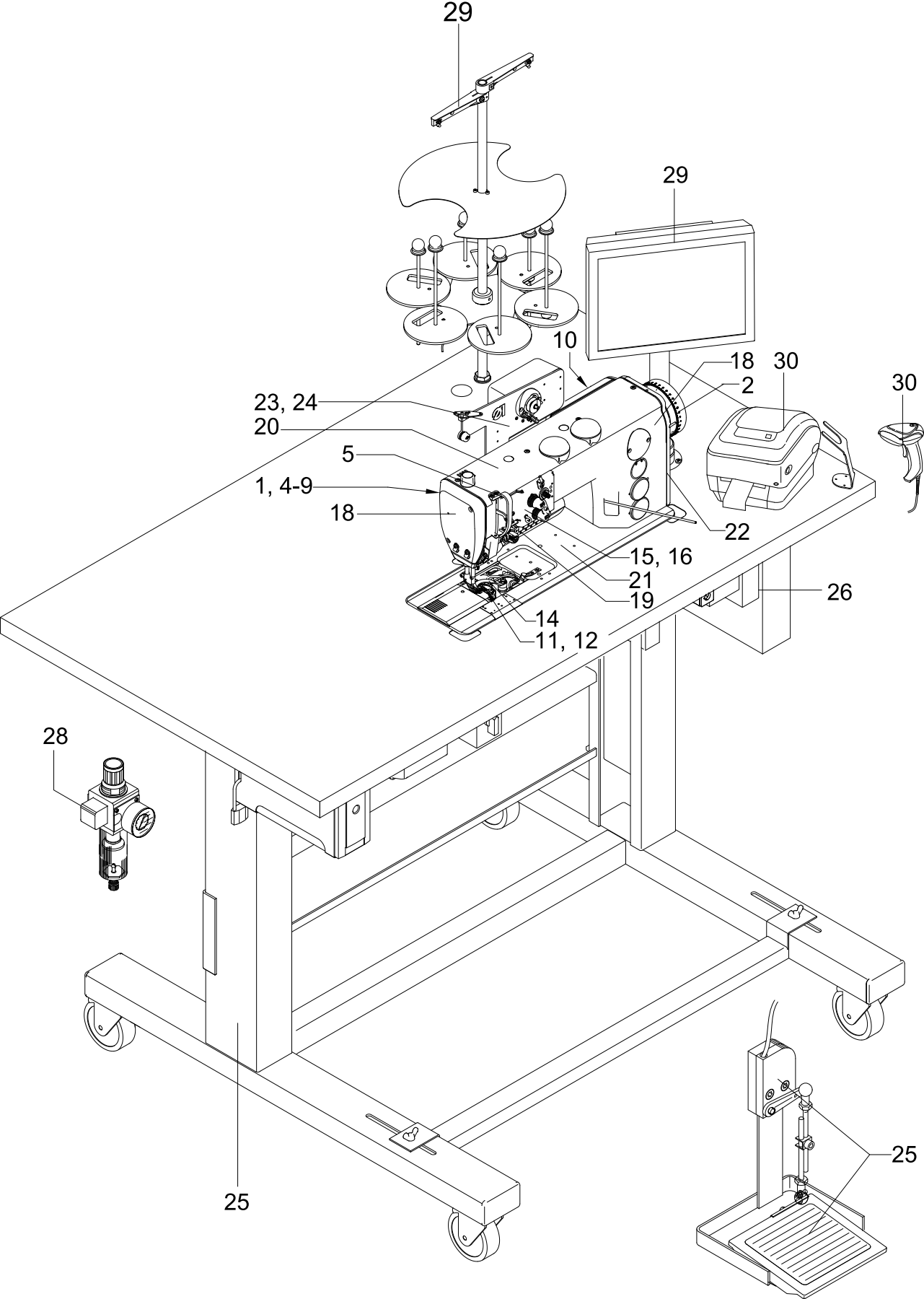
29
29
10
18
30
2
30
23, 24
20
5
1, 4-9
18
22
15, 16
21
19
14
11, 12
26
28
25
25

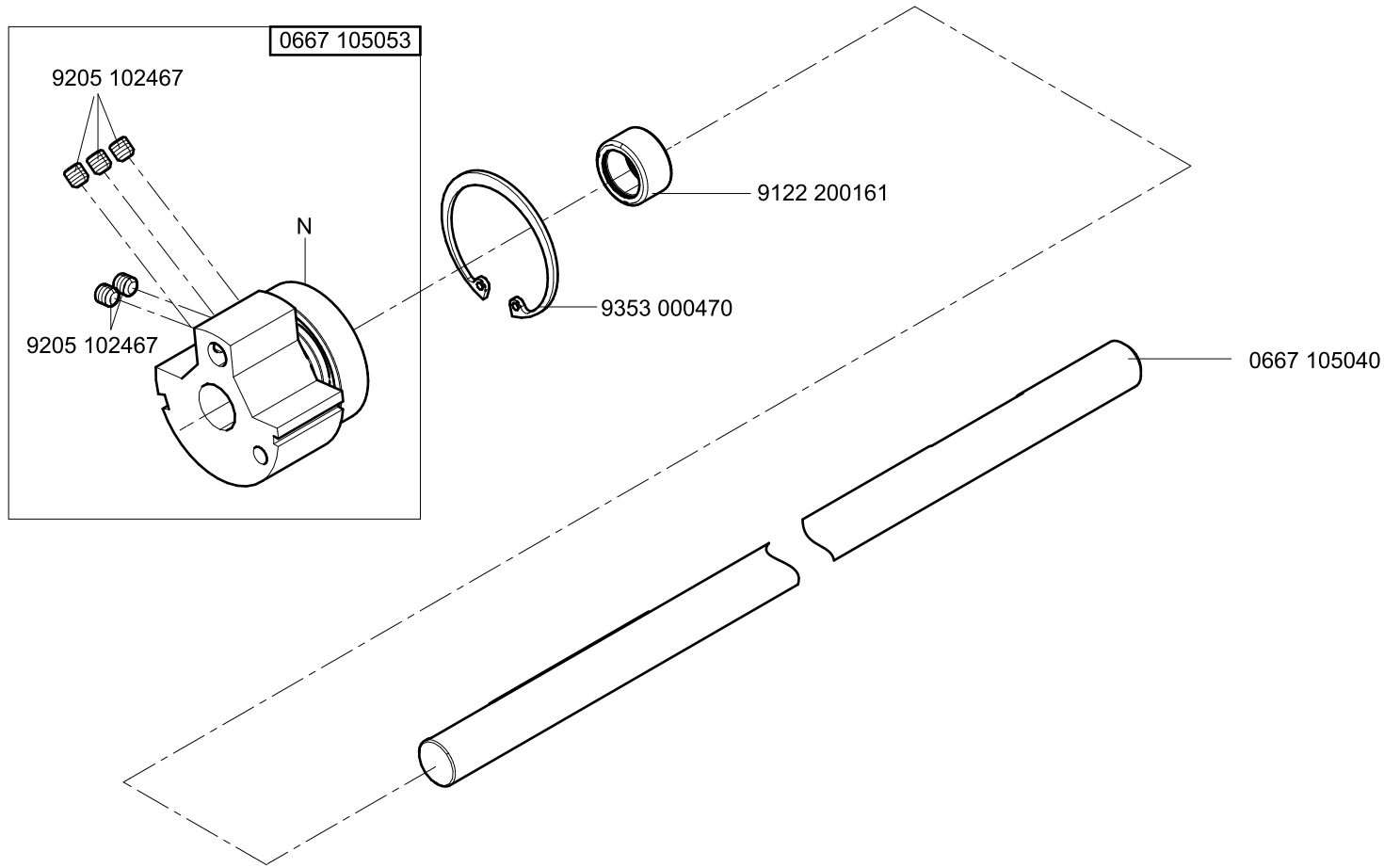

N - nicht als Einzelteil lieferbar
not available as separate part

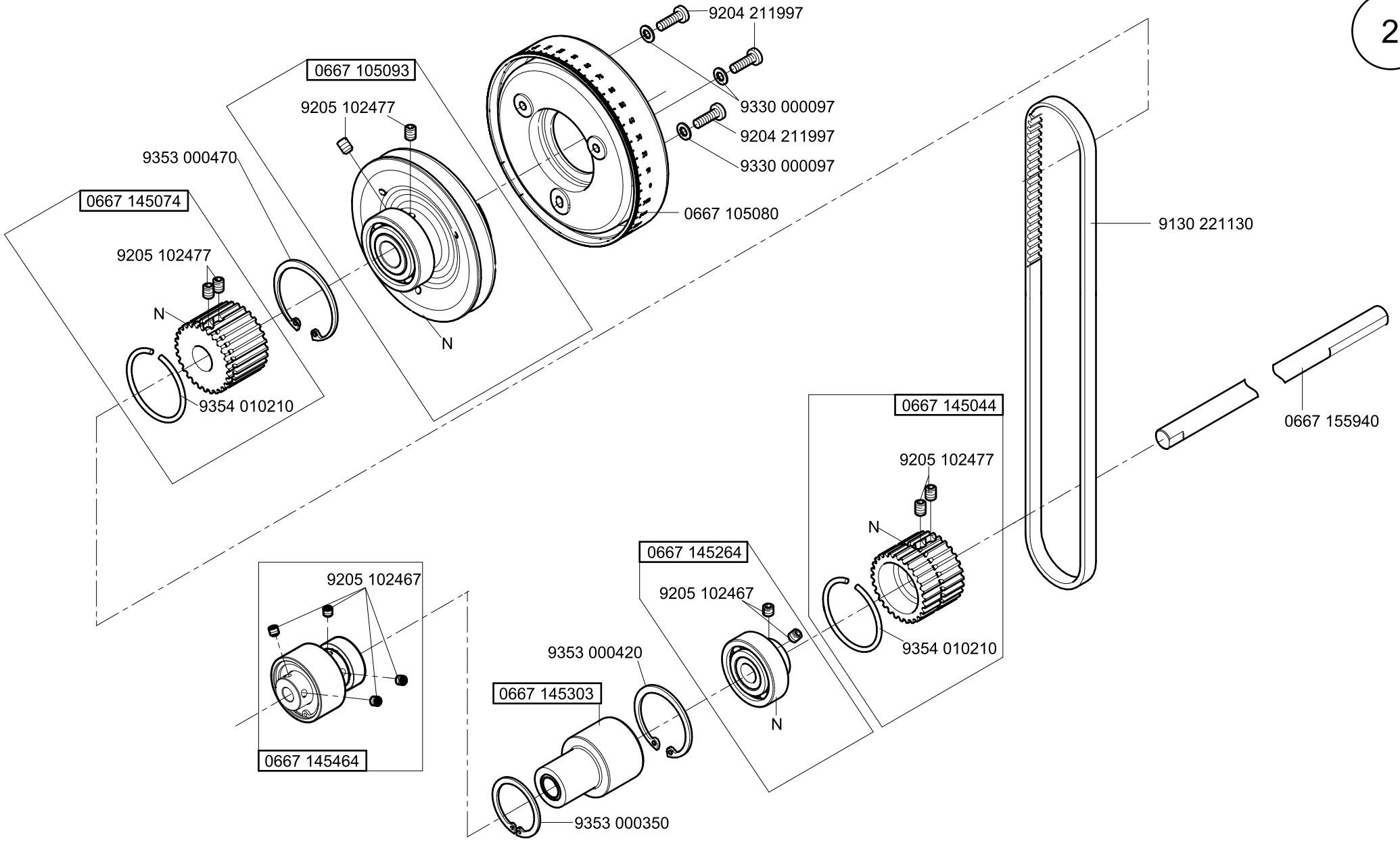

N - nicht als Einzelteil lieferbar
not available as separate part

Ausgabe/Edition 12.2010

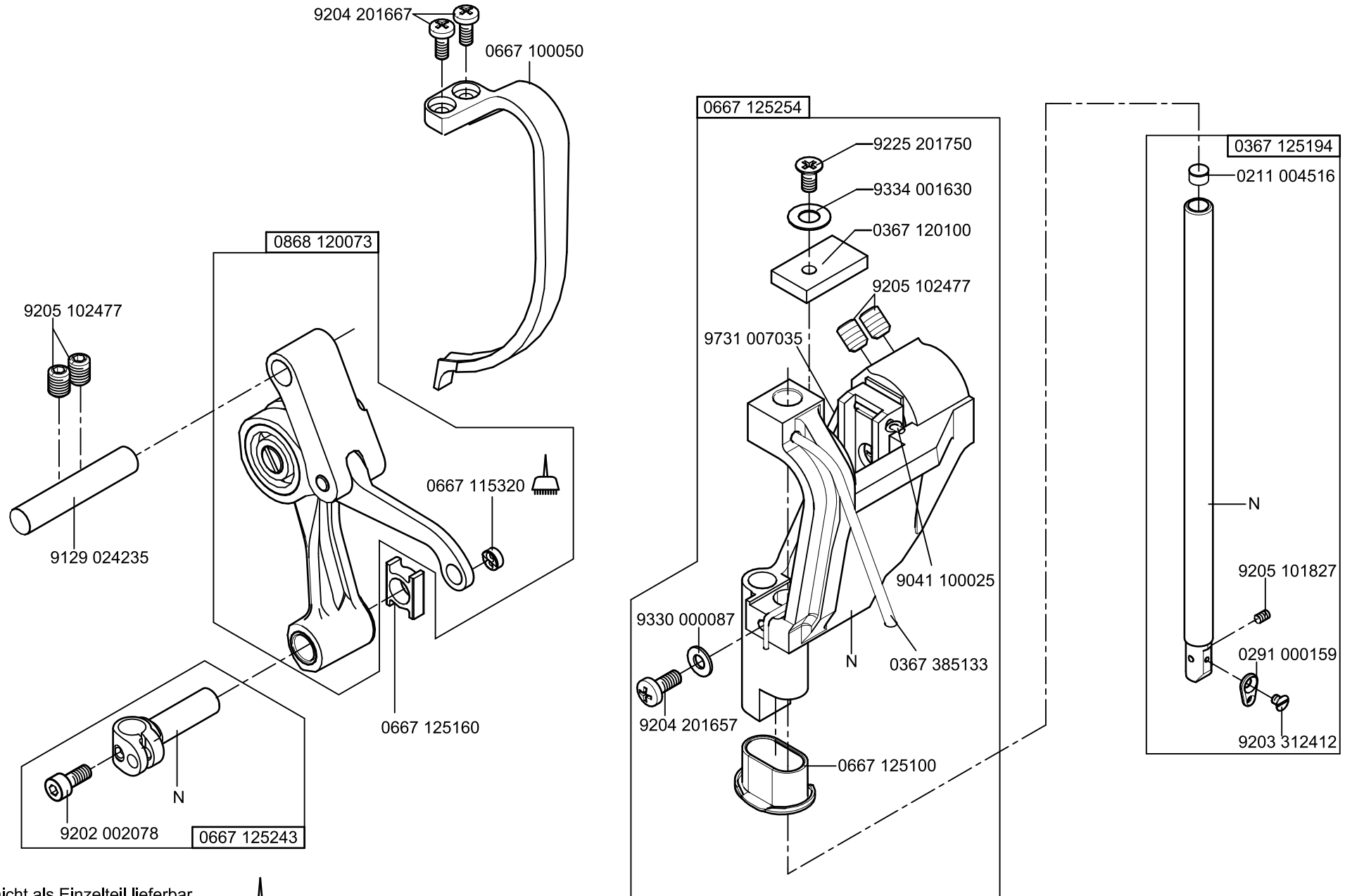

N - nicht als Einzelteil lieferbar
not available as separate part

-kleben -stick

Scale 65%

Cl. 550-867

Ausgabe/Edition 12.2010

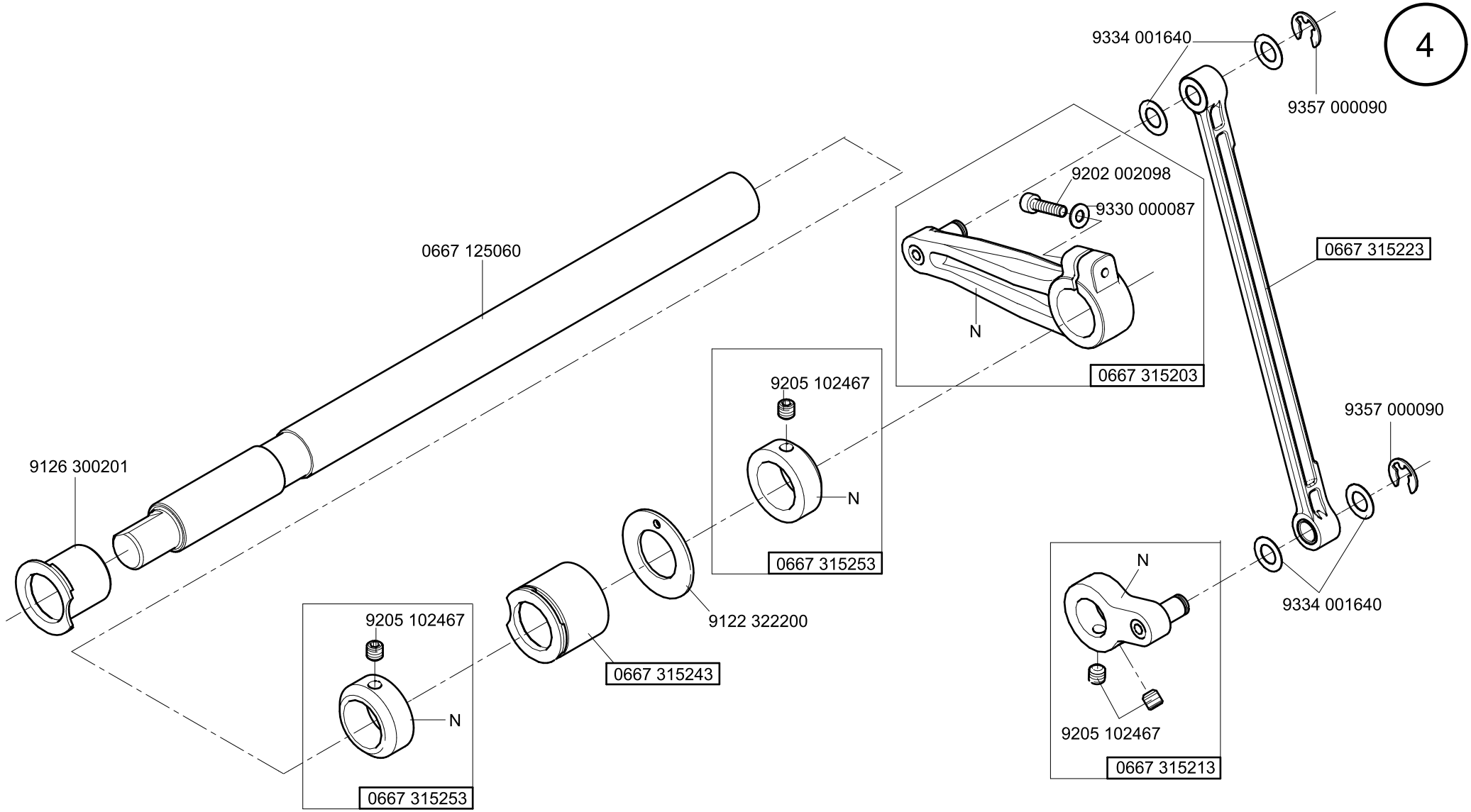

N - nicht als Einzelteil lieferbar
not available as separate part

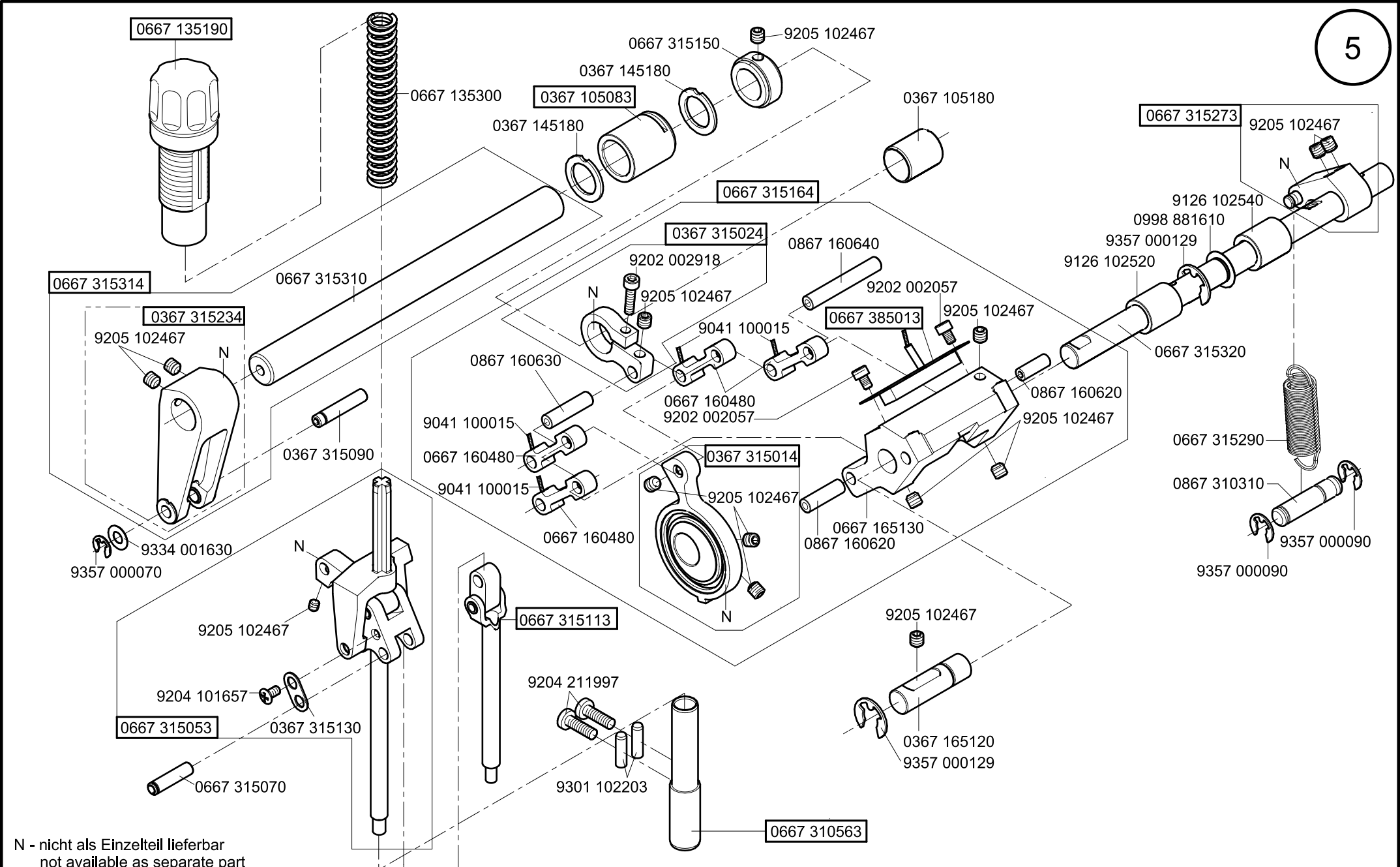

N - nicht als Einzelteil lieferbar
not available as separate part

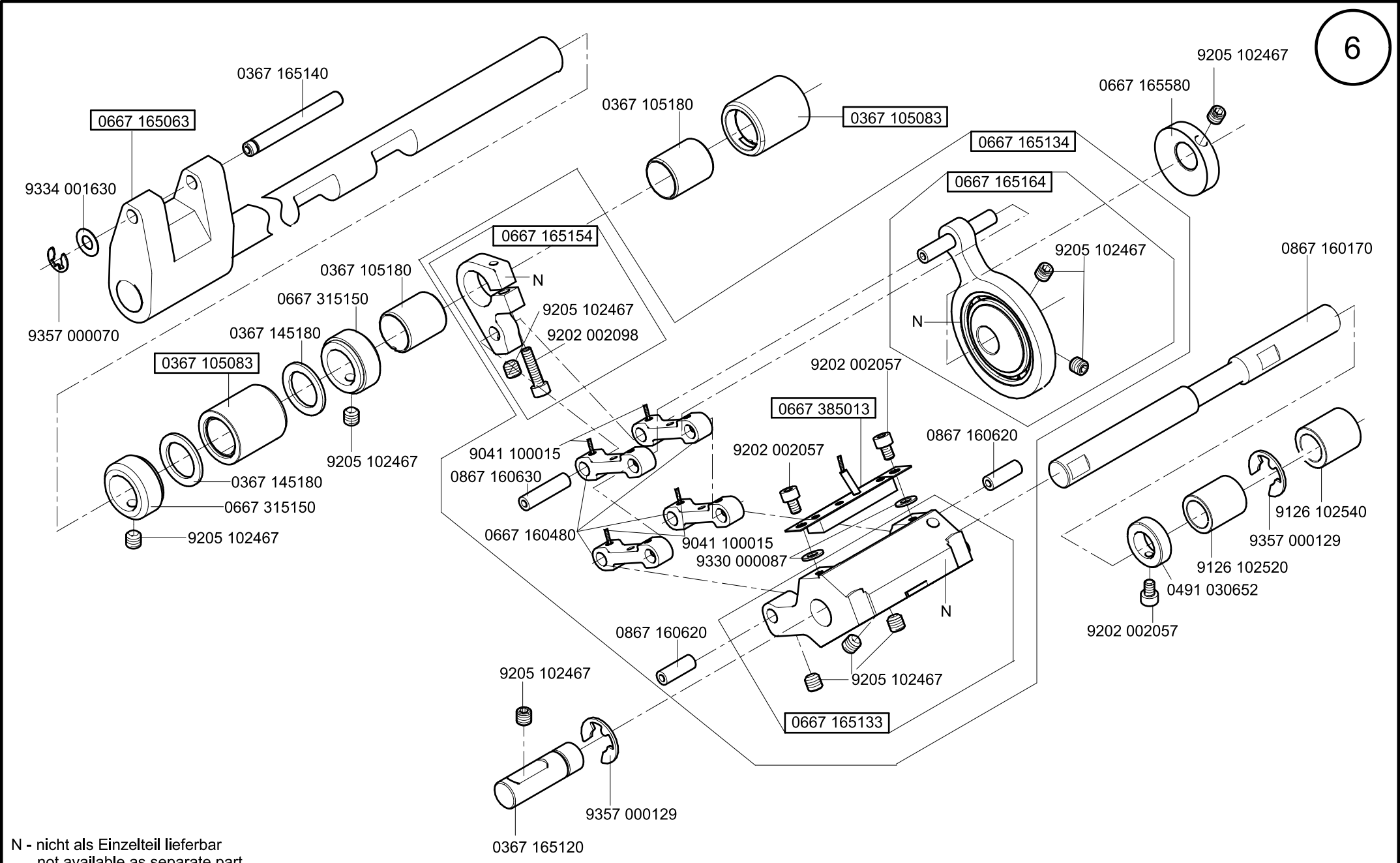

N - nicht als Einzelteil lieferbar
not available as separate part

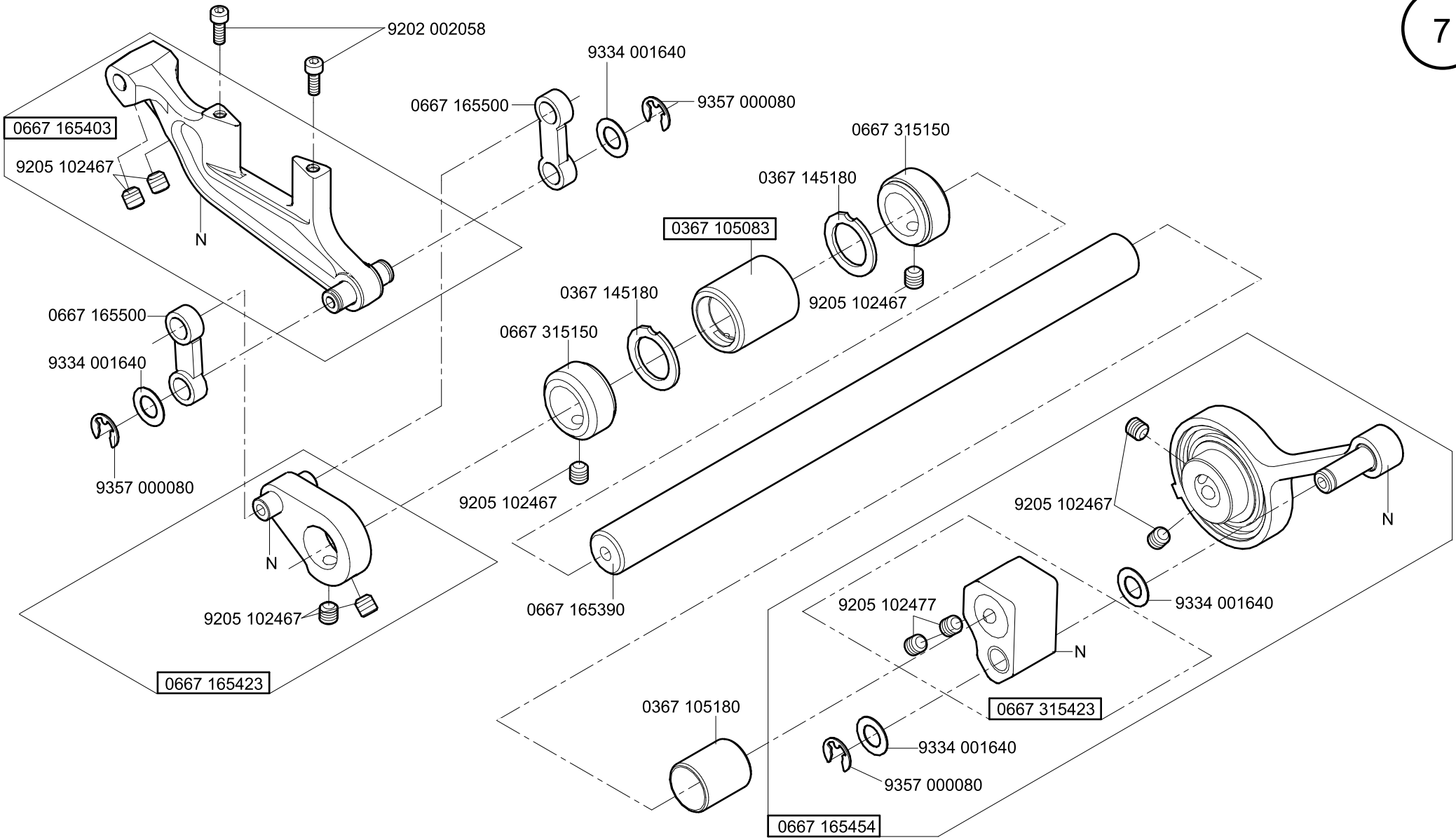

N - nicht als Einzelteil lieferbar
not available as separate part

Ausgabe/Edition 12.2010

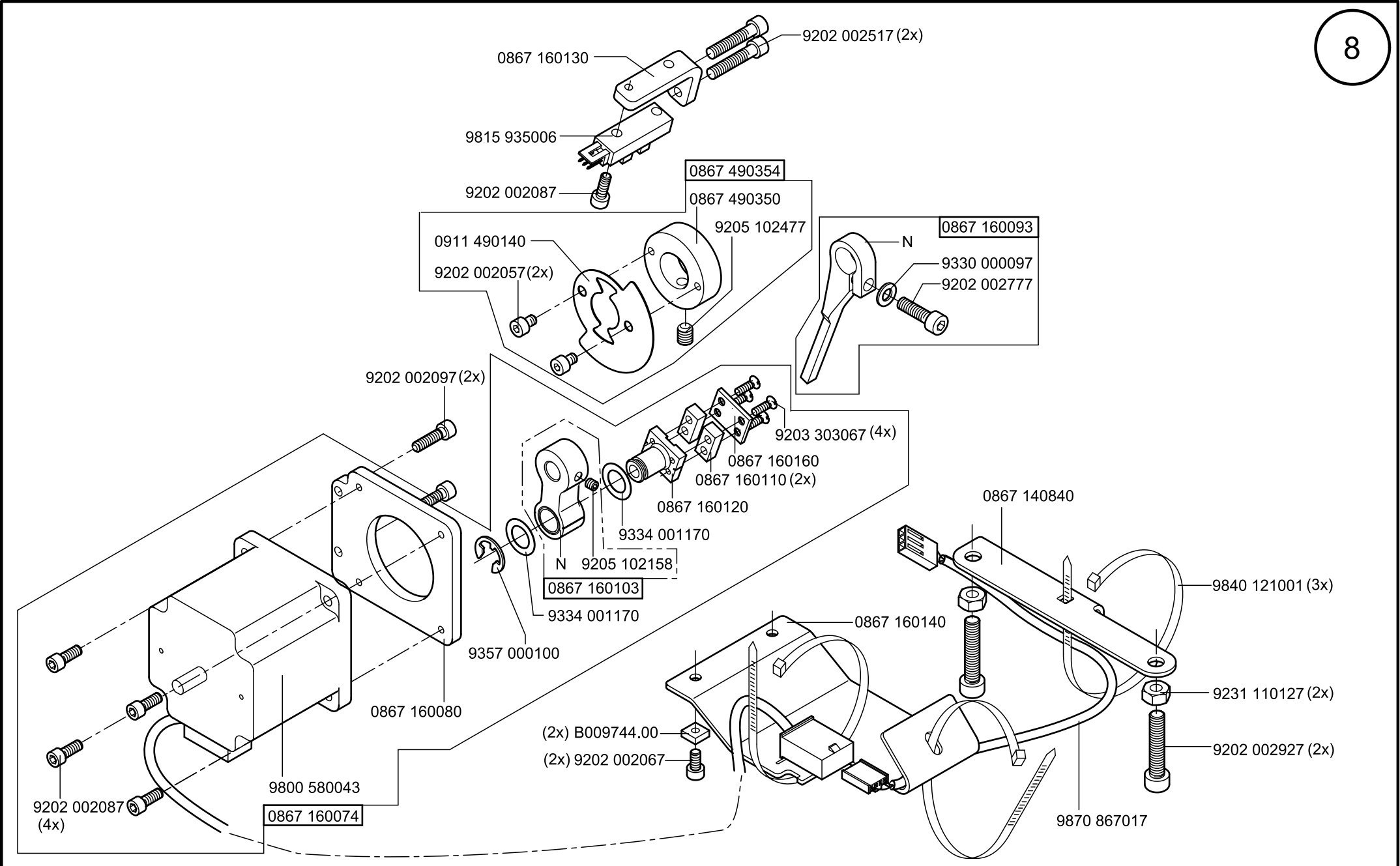

Scale 50%

Cl. 550-867

Ausgabe/ Edition 05.2012

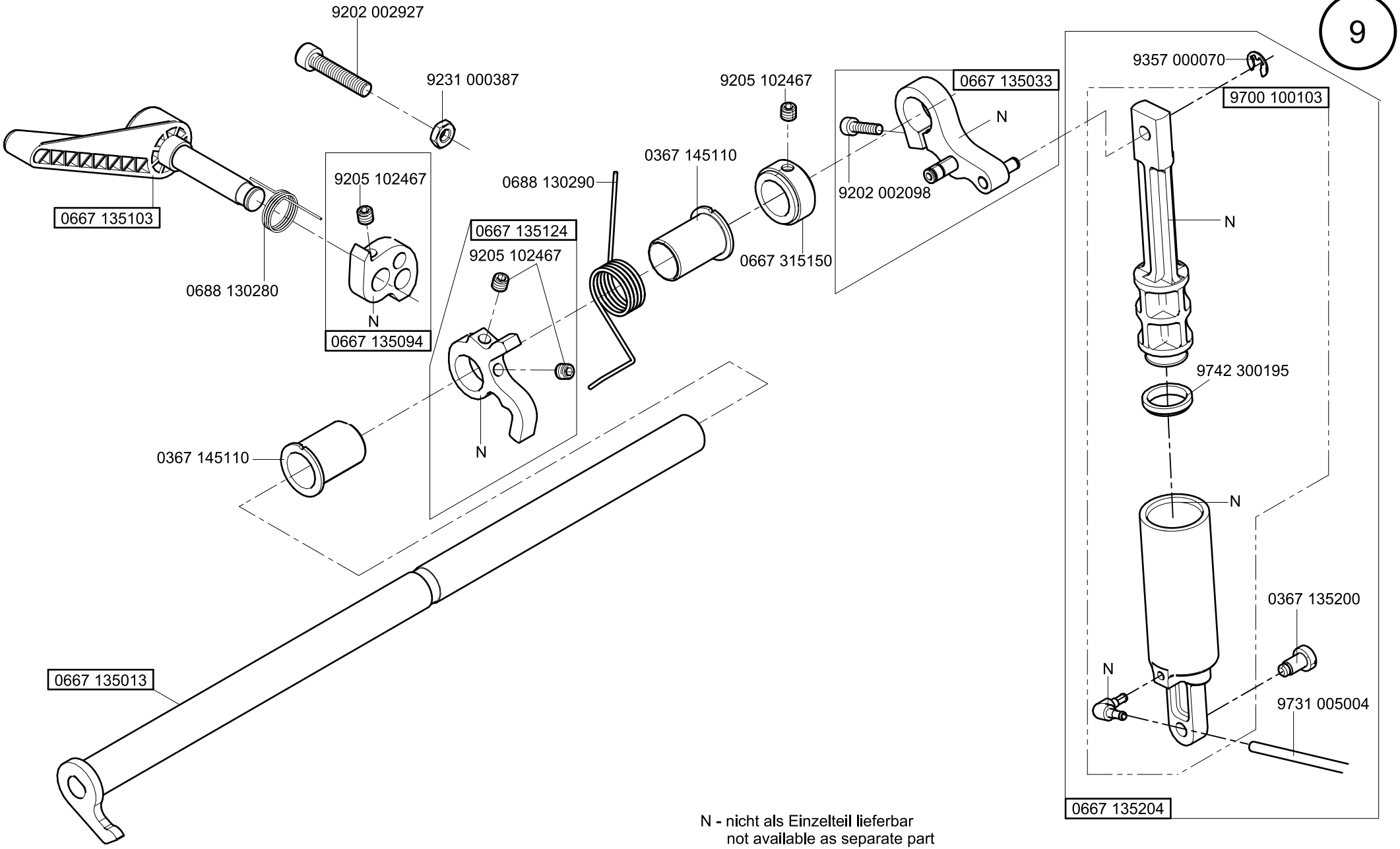

N - nicht als Einzelteil lieferbar
not available as separate part

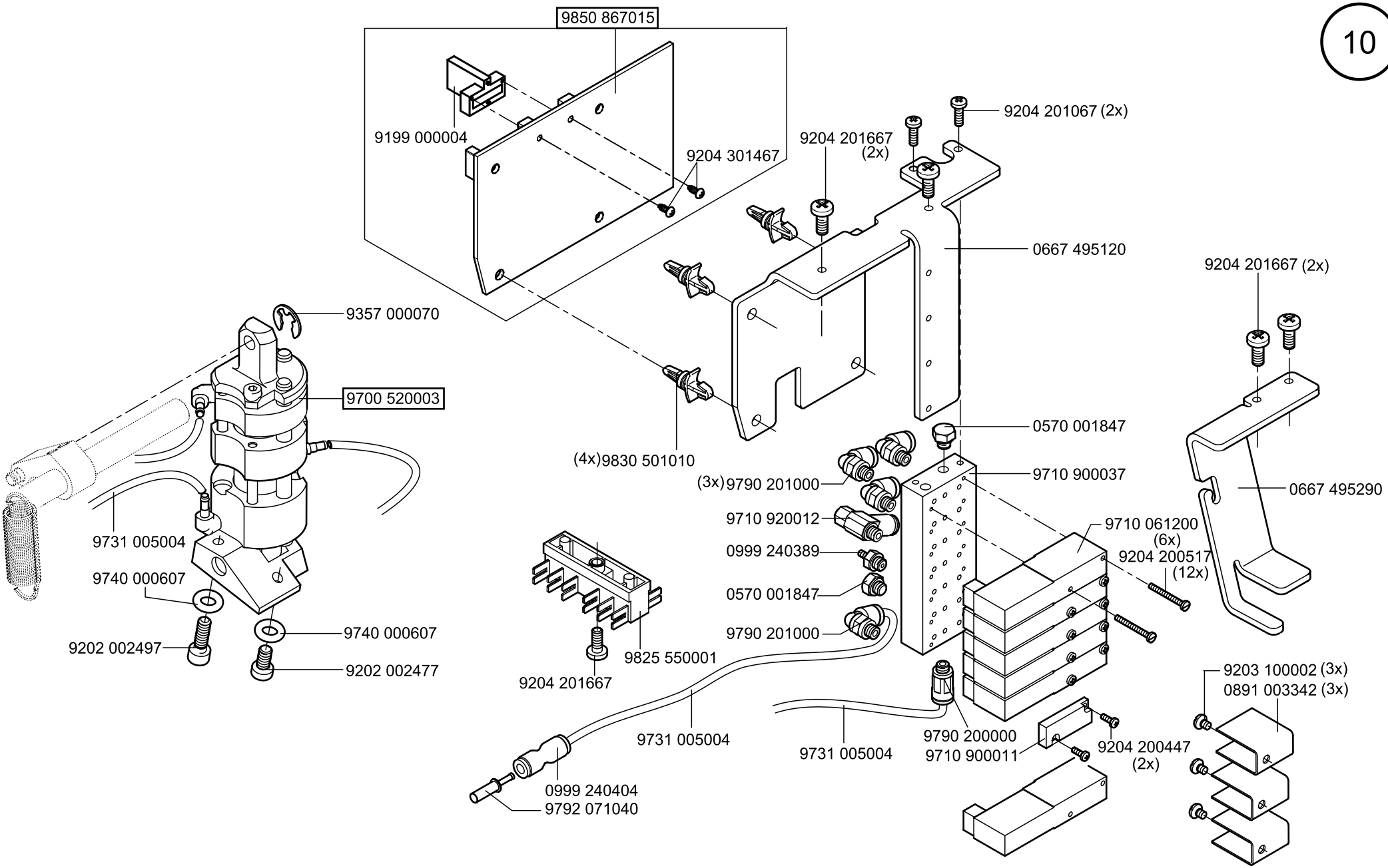
9850 867015
9199 000004
9204 301467
9204 201667 (2x)
9204 201067 (2x)
0667 495120
9204 201667 (2x)
9357 000070
9700 520003
(4x)9830 501010
0570 001847
(3x)9790 201000
9710 900037
0667 495290
9710 920012
9710 061200 (6x)
0999 240389
9204 200517 (12x)
9731 005004
9740 000607
0570 001847
9790 201000
9740 000607
9202 002497
9202 002477
9825 550001
9204 201667
9203 100002 (3x)
0891 003342 (3x)
9731 005004
9731 005004
9790 200000
9710 900011
9204 200447 (2x)
0999 240404
9792 071040

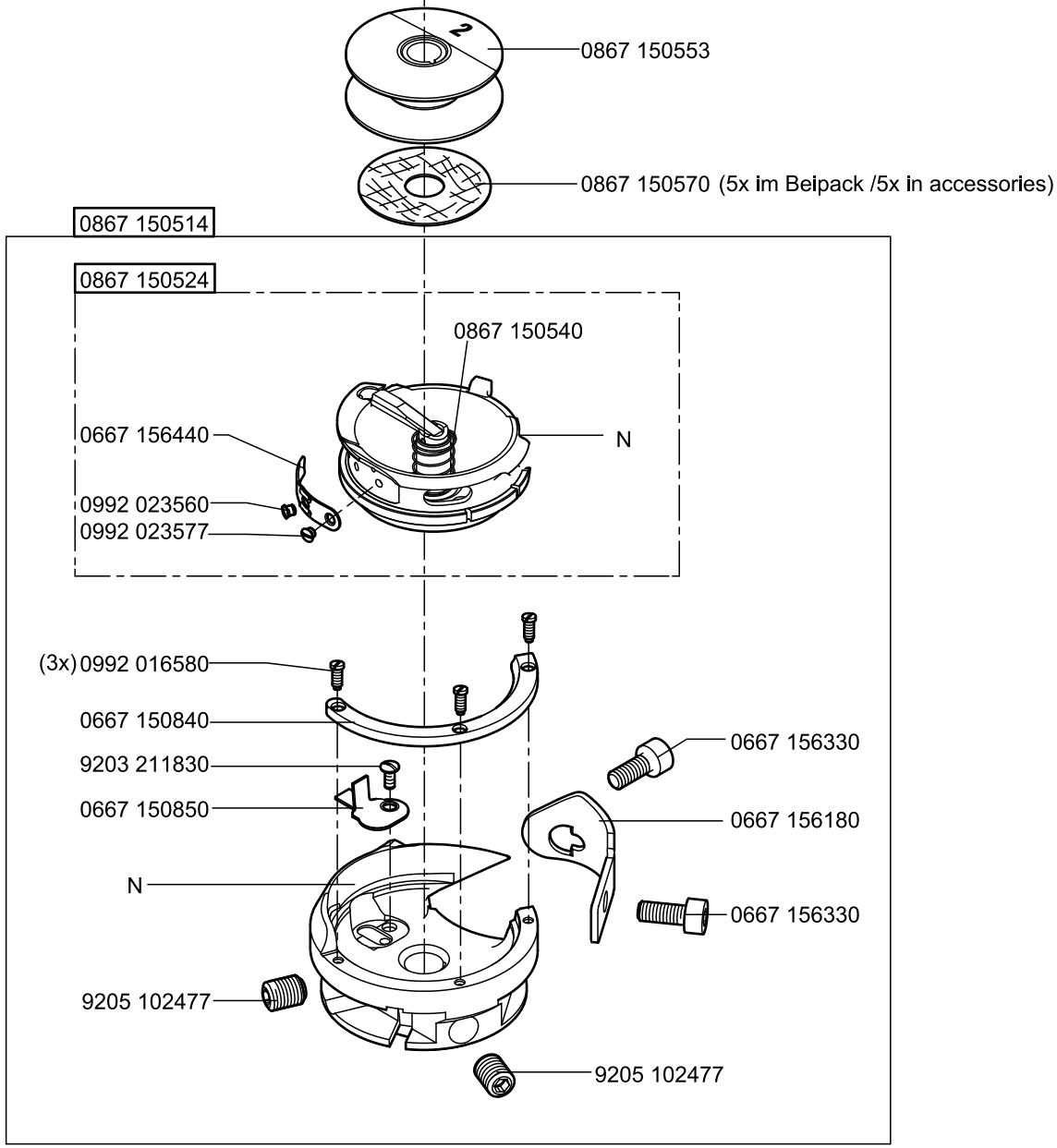

N - nicht als Einzelteil lieferbar
not available as separate part

12

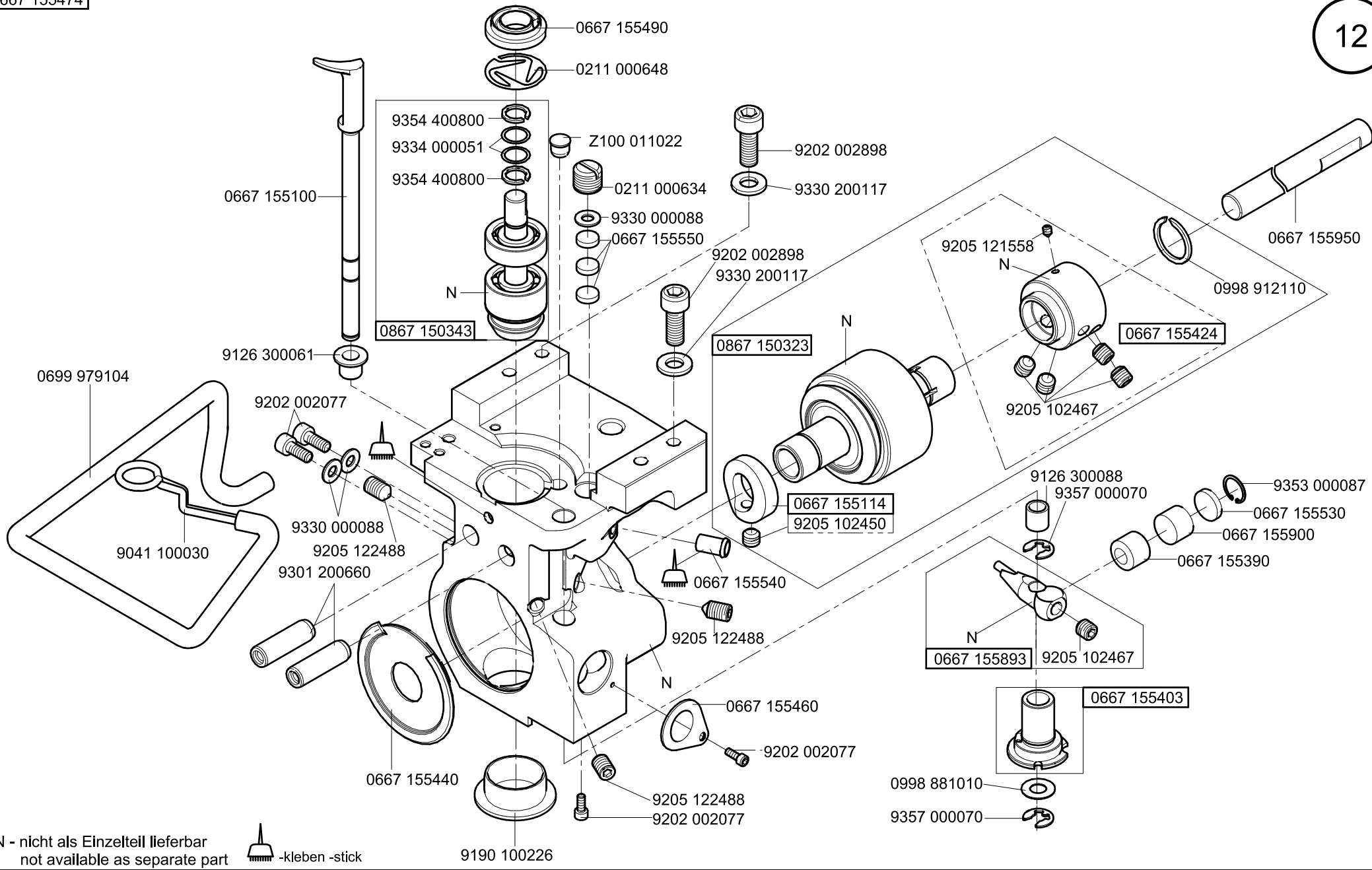

N - nicht als Einzelteil lieferbar
not available as separate part

-kleben -stick

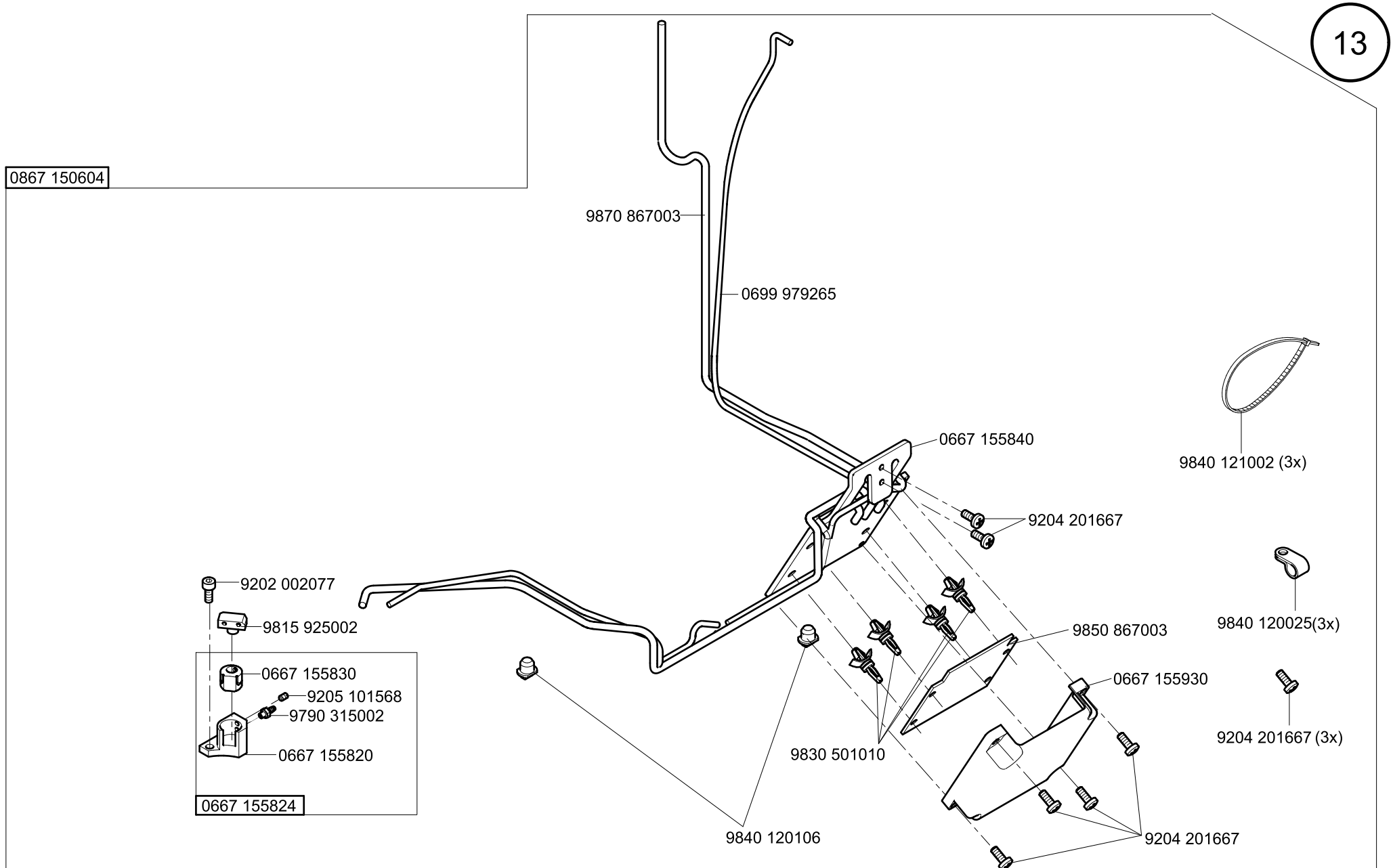
0867 150604
9870 867003
0699 979265
0667 155840
9840 121002 (3x)
9204 201667
9202 002077
9815 925002
0667 155830
9205 101568
9790 315002
0667 155820
0667 155824
9840 120025(3x)
9850 867003
0667 155930
9204 201667 (3x)
9830 501010
9840 120106
9204 201667

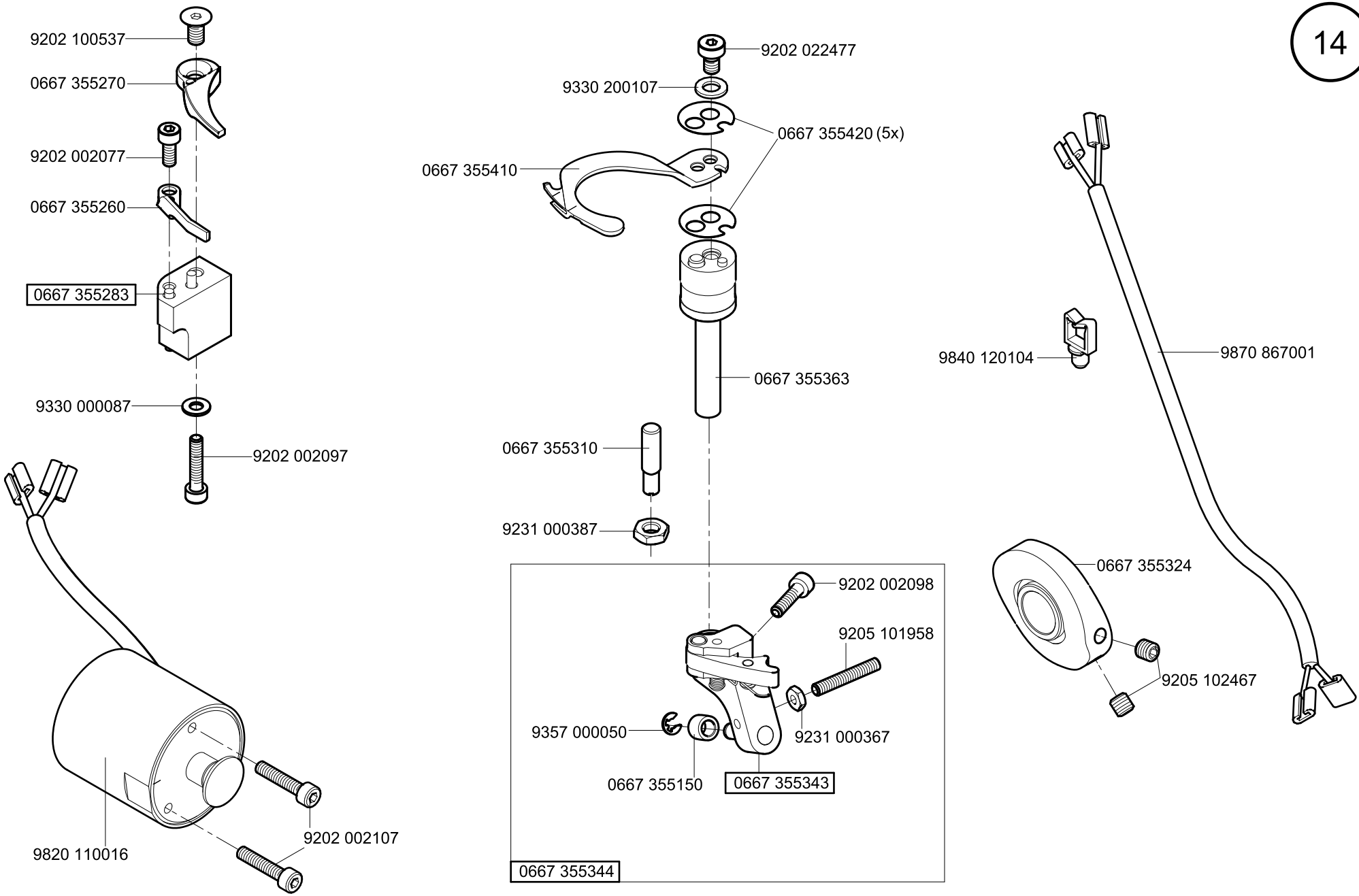
9202 100537
0667 355270
9202 002077
0667 355260
0667 355283
9330 000087
9202 002097
9820 110016
9202 002107
9202 022477
9330 200107
0667 355420 (5x)
0667 355410
0667 355363
0667 355310
9231 000387
9202 002098
9205 101958
9231 000367
9357 000050
0667 355150
0667 355343
0667 355344
9840 120104
9870 867001
0667 355324
9205 102467

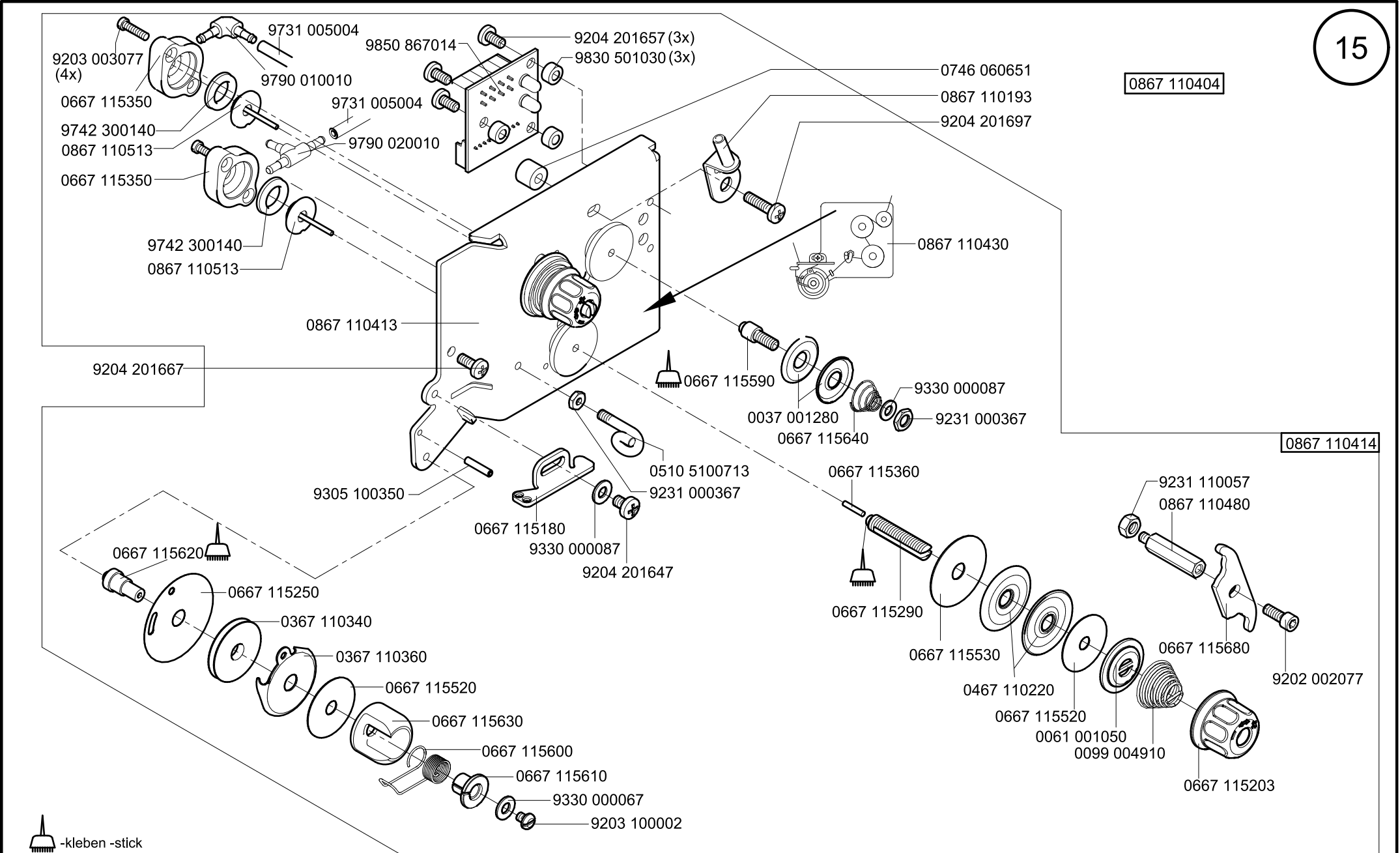
15
0867 110404
0867 110414
9731 005004
9203 003077 (4x)
9790 010010
0667 115350
9742 300140
0867 110513
9731 005004
9790 020010
0667 115350
9742 300140
0867 110513
9850 867014
9204 201657 (3x)
9830 501030 (3x)
0746 060651
0867 110193
9204 201697
0867 110430
0867 110413
9204 201667
9305 100350
0667 115180
9330 000087
9204 201647
0510 5100713
9231 000367
0667 115590
0037 001280
0667 115640
9330 000087
9231 000367
0667 115620
0667 115250
0367 110340
0367 110360
0667 115520
0667 115630
0667 115600
0667 115610
9330 000067
9203 100002
0667 115360
0667 115290
0667 115530
0467 110220
0667 115520
0061 001050
0099 004910
0667 115680
0667 115203
9231 110057
0867 110480
9202 002077
-kleben -stick

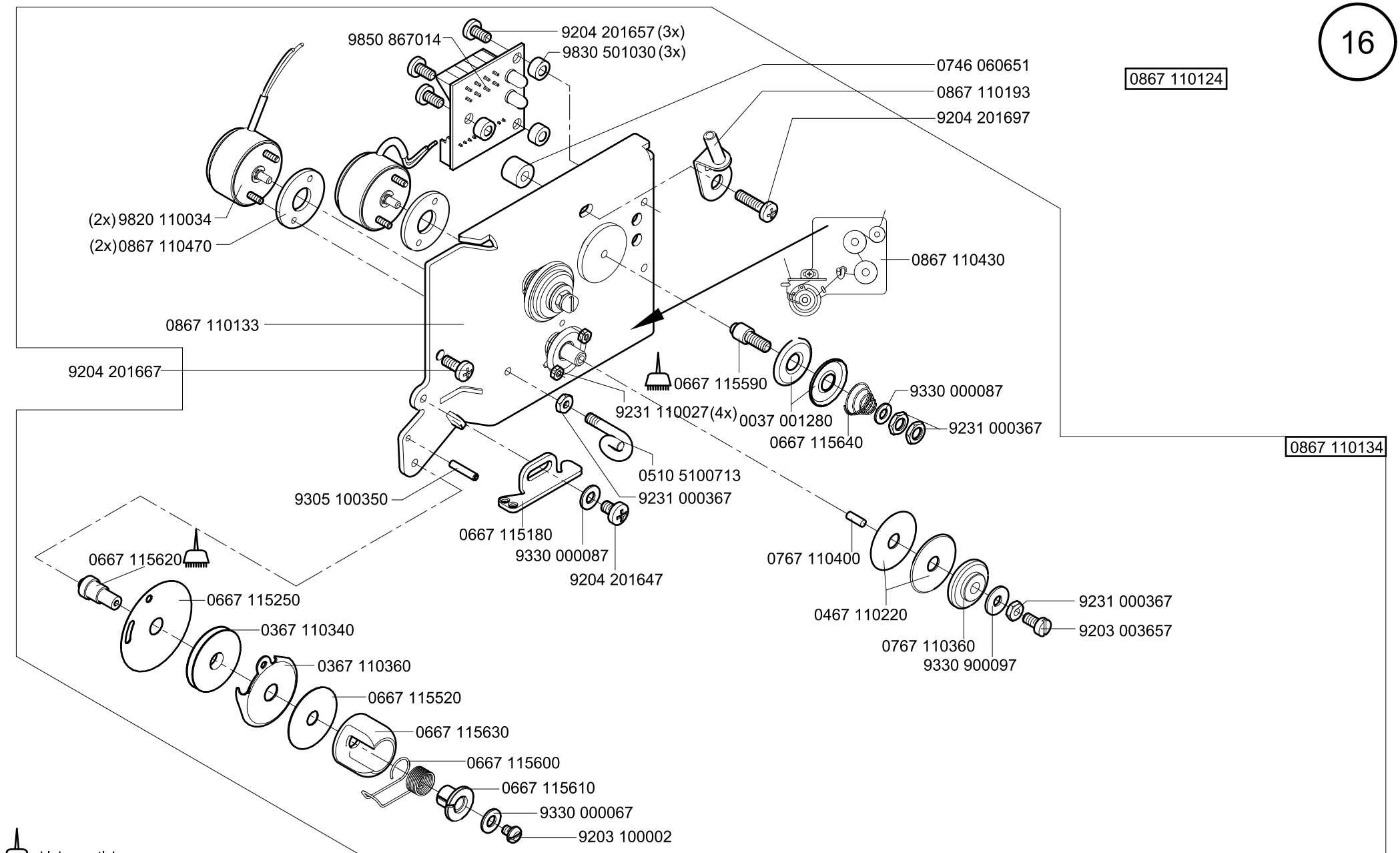

Ausgabe/Edition 12.2010

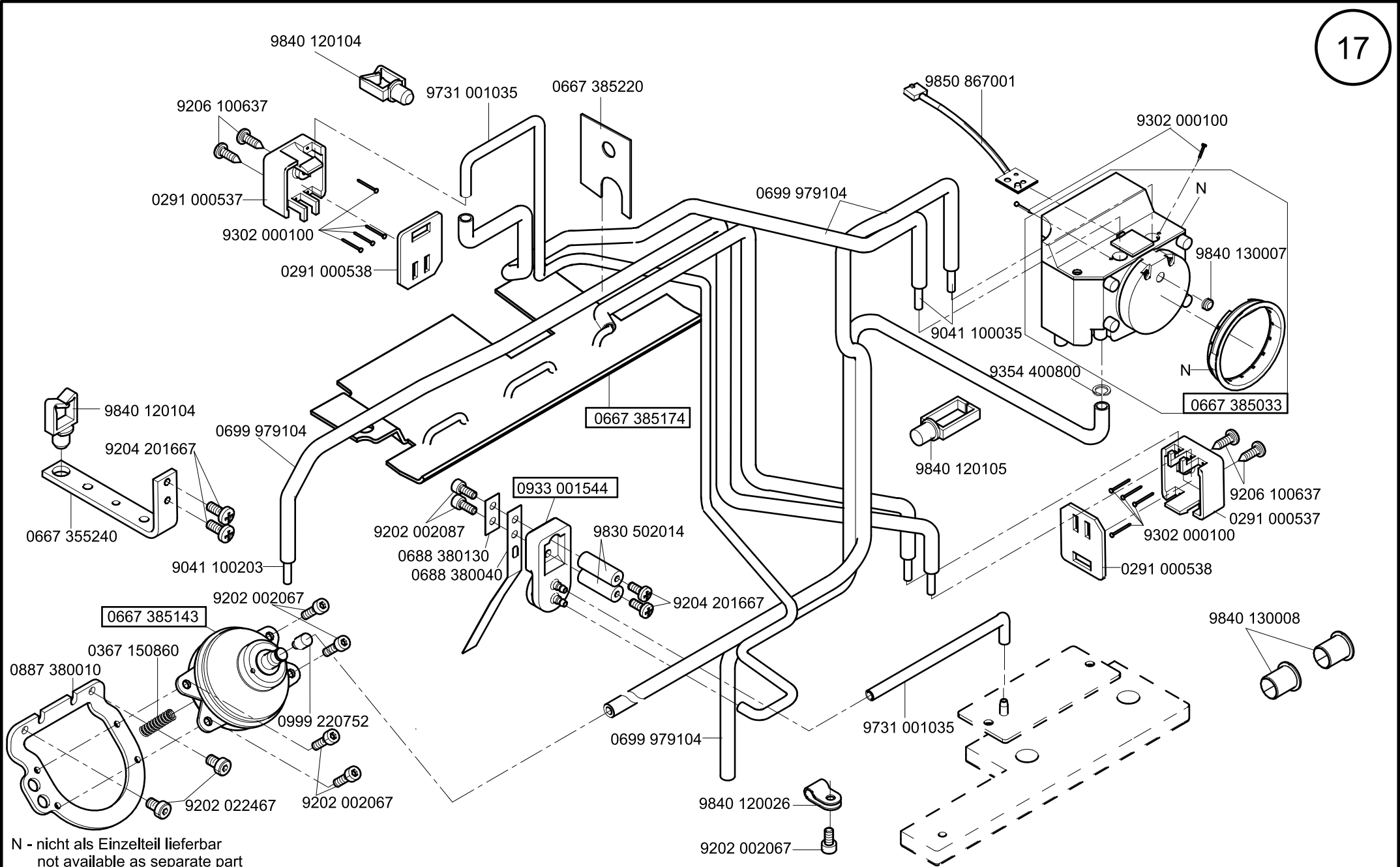

N - nicht als Einzelteil lieferbar
not available as separate part

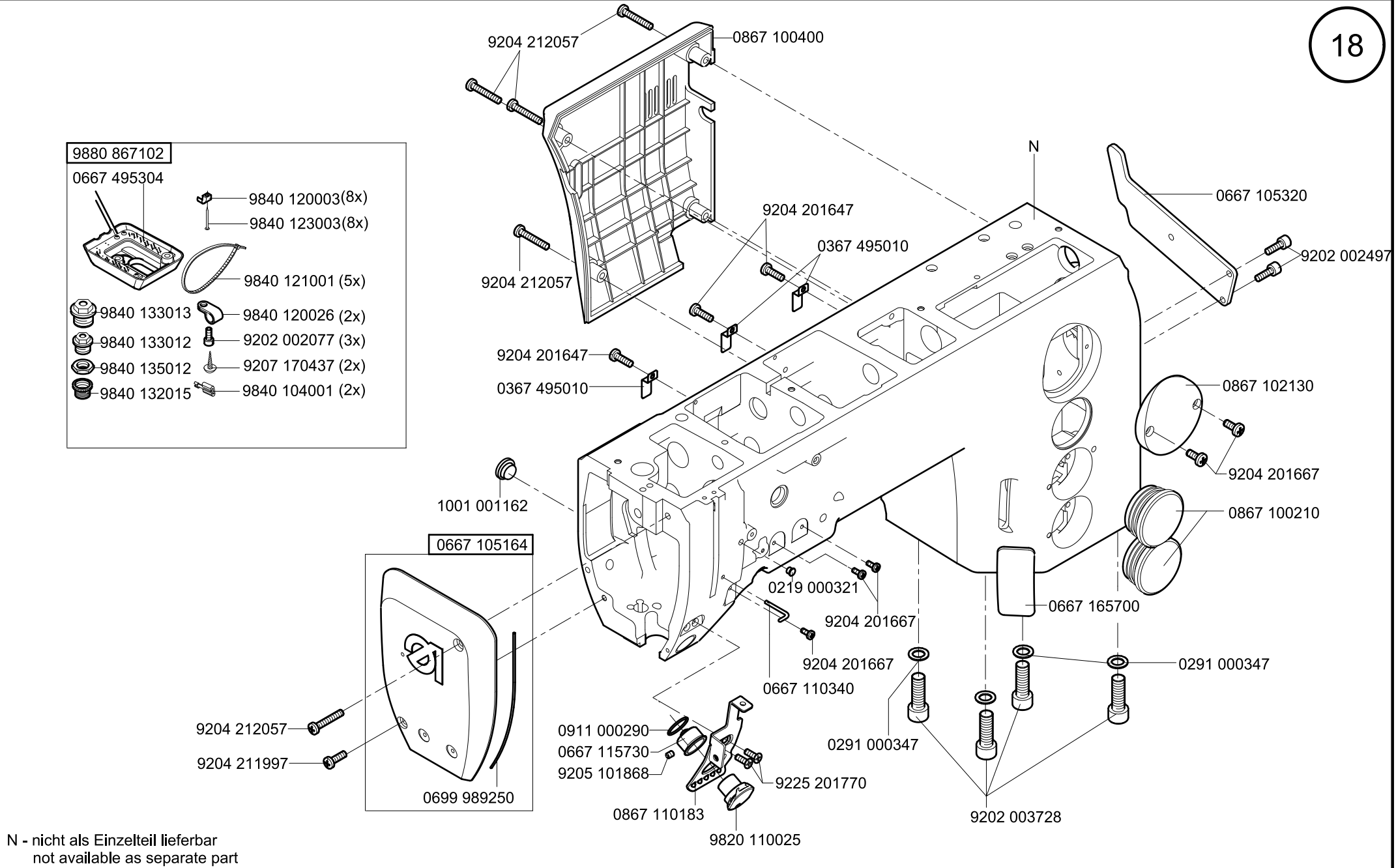

N - nicht als Einzelteil lieferbar
not available as separate part

Ausgabe/Edition 03.2011

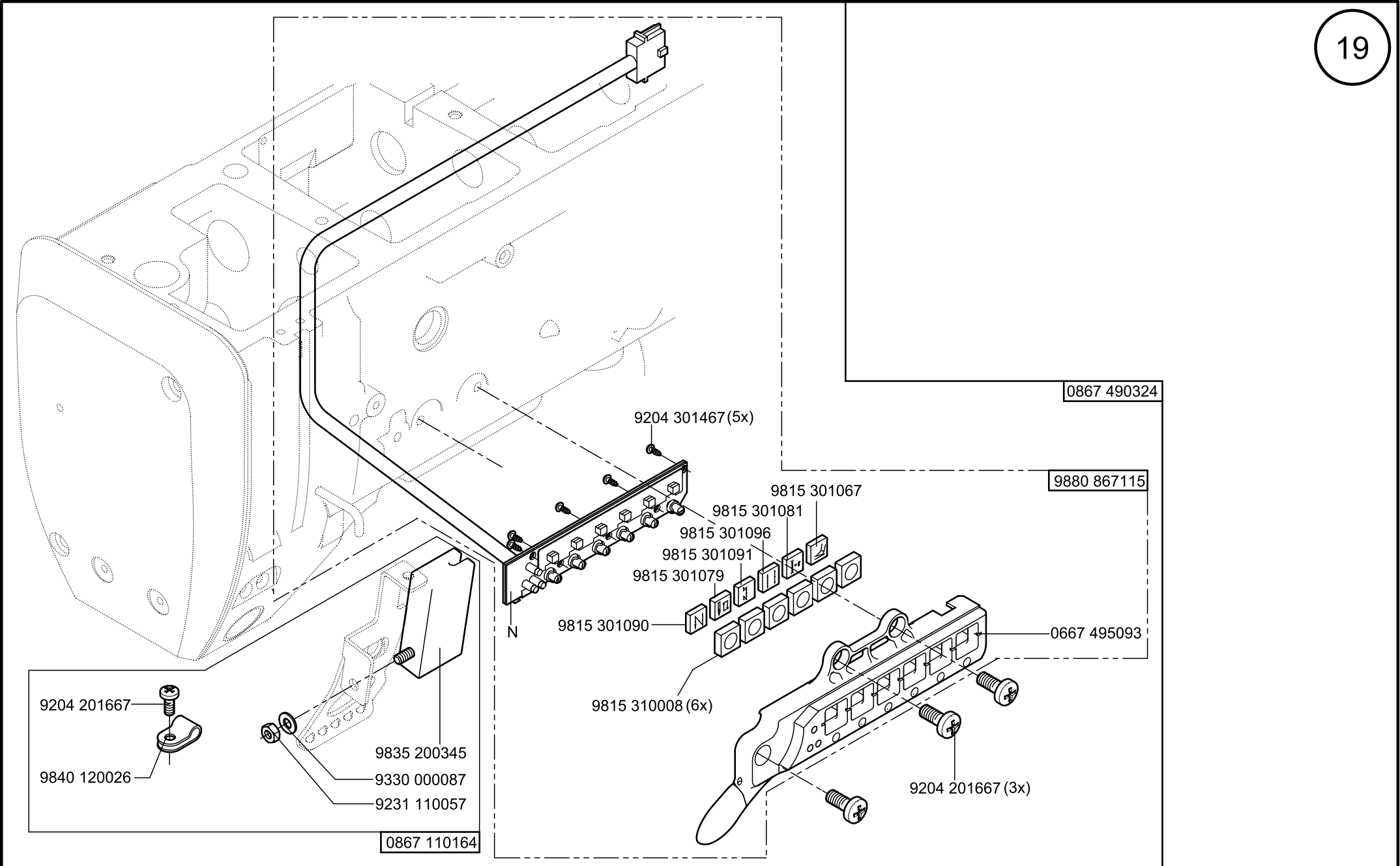

Scale 50%

Cl. 550-867

Ausgabe/ Edition 12.2010

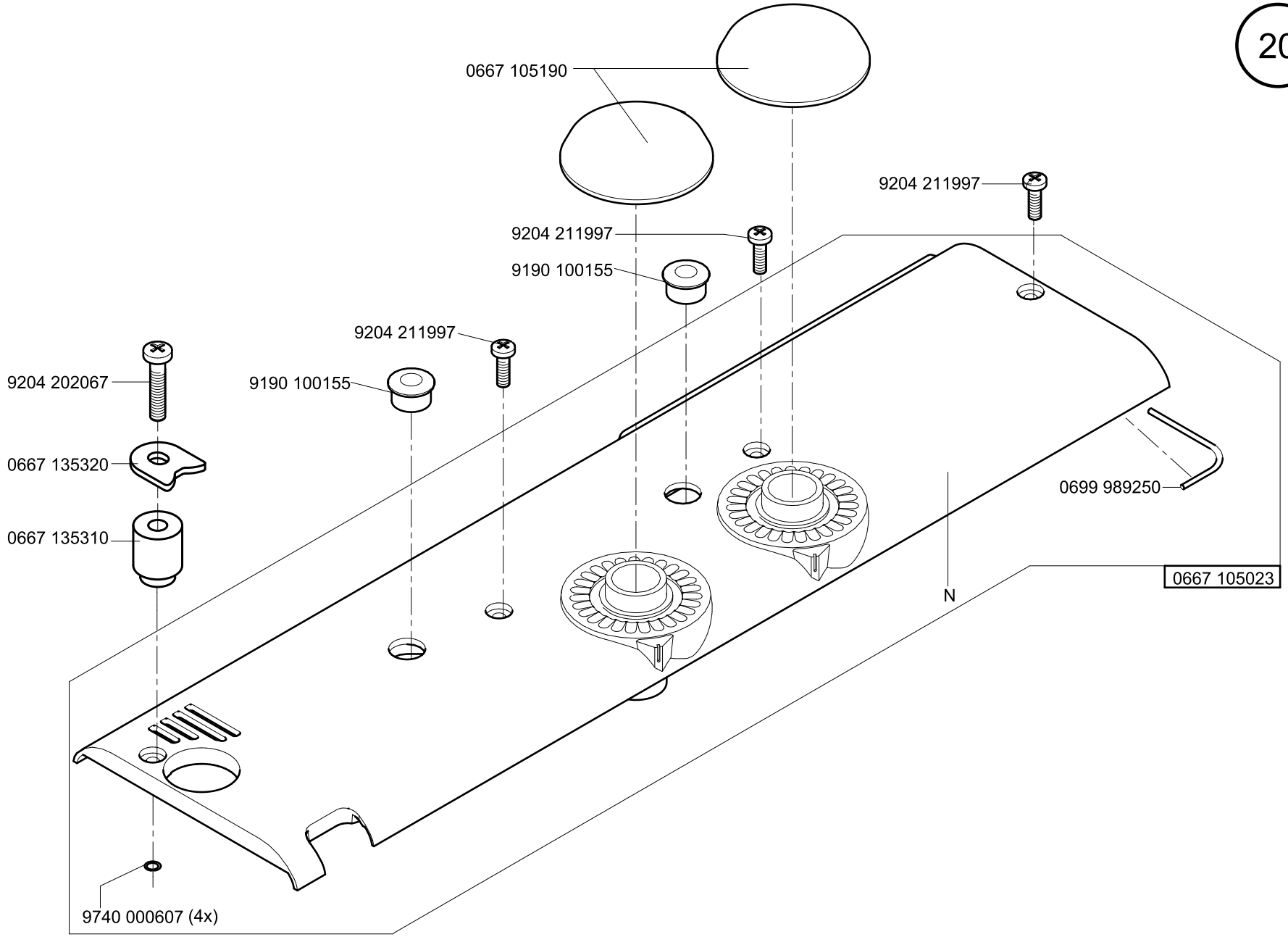
0667 105190
9204 211997
9204 211997
9190 100155
9204 211997
9204 202067
9190 100155
0667 135320
0667 135310
0699 989250
N
0667 105023
9740 000607 (4x)

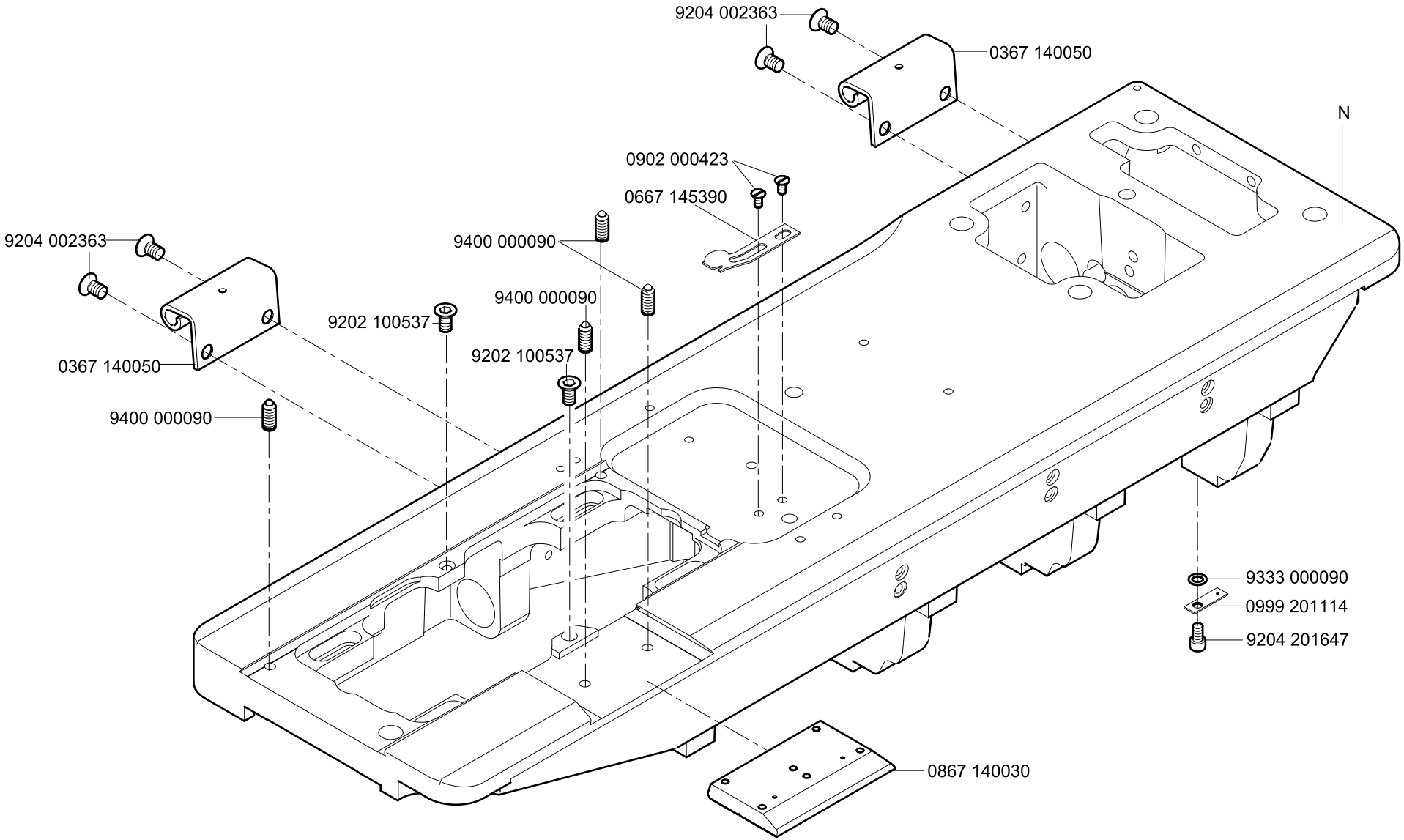

N - nicht als Einzelteil lieferbar
not available as separate part

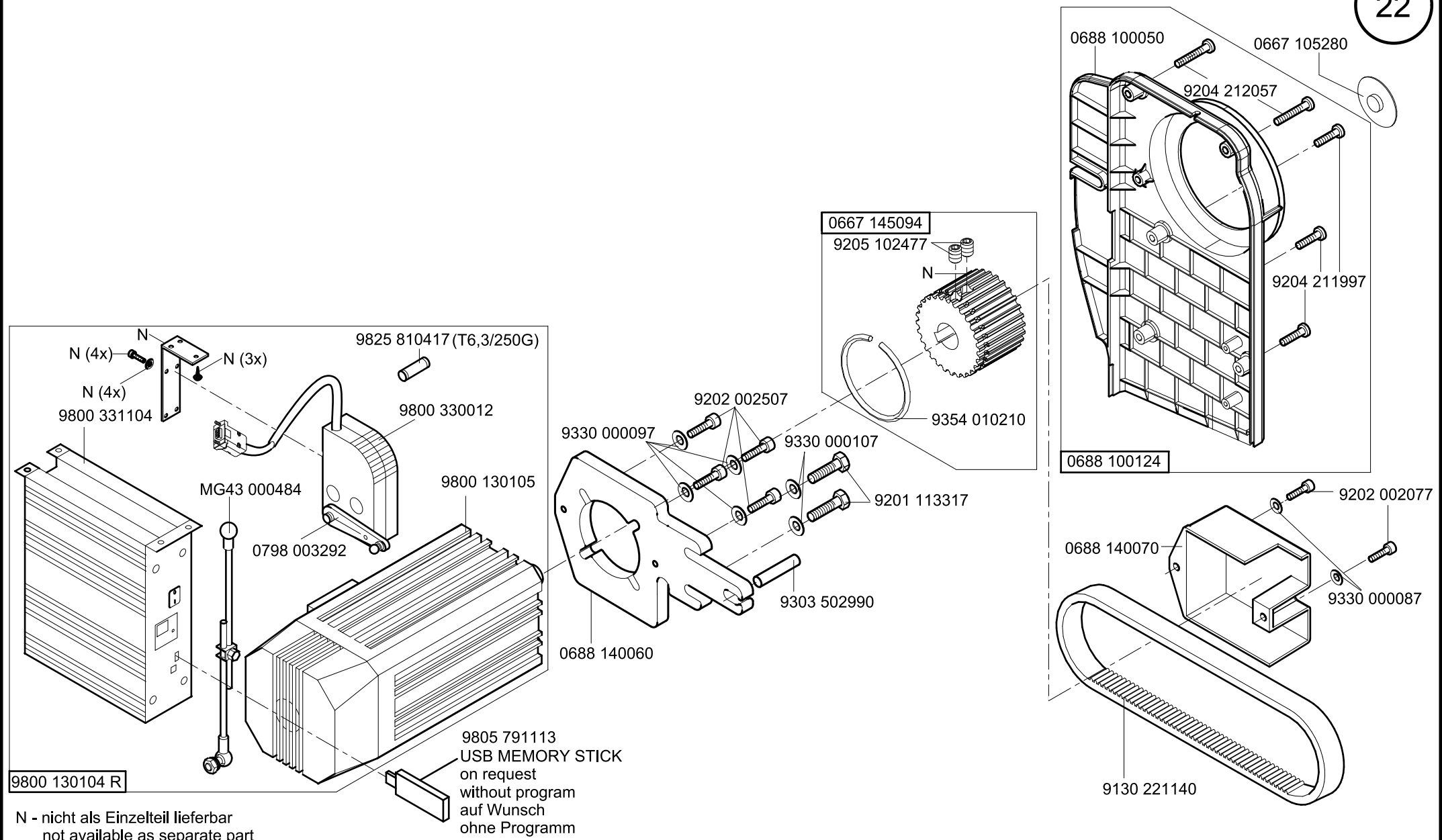

N - nicht als Einzelteil lieferbar
not available as separate part

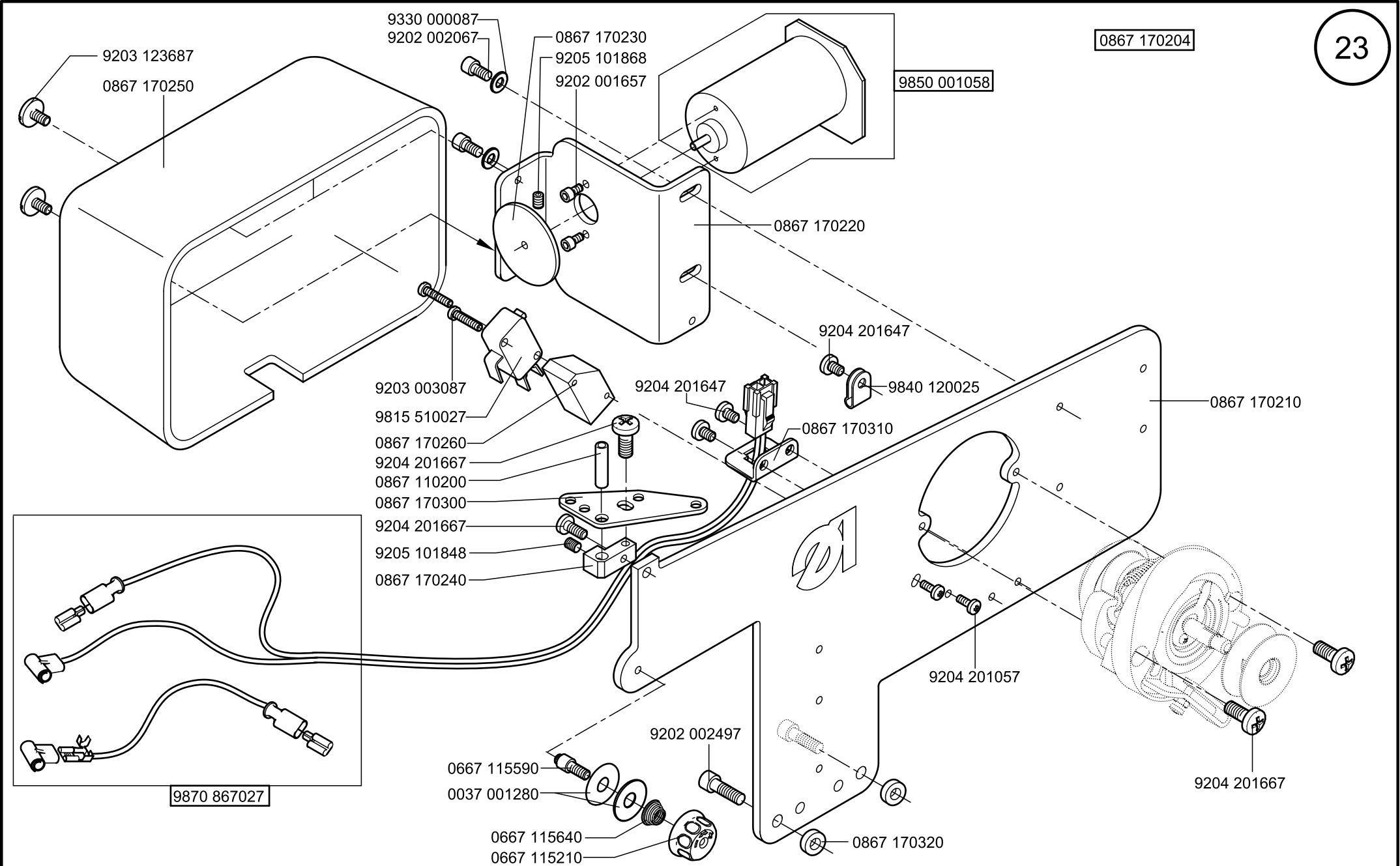
9330 000087
9202 002067
0867 170230
9205 101868
9202 001657
9203 123687
0867 170250
9850 001058
0867 170204
23
0867 170220
9204 201647
9840 120025
9203 003087
9204 201647
0867 170210
9815 510027
0867 170310
0867 170260
9204 201667
0867 110200
0867 170300
9204 201667
9205 101848
0867 170240
9204 201057
9870 867027
9202 002497
9204 201667
0667 115590
0037 001280
0667 115640
0667 115210
0867 170320

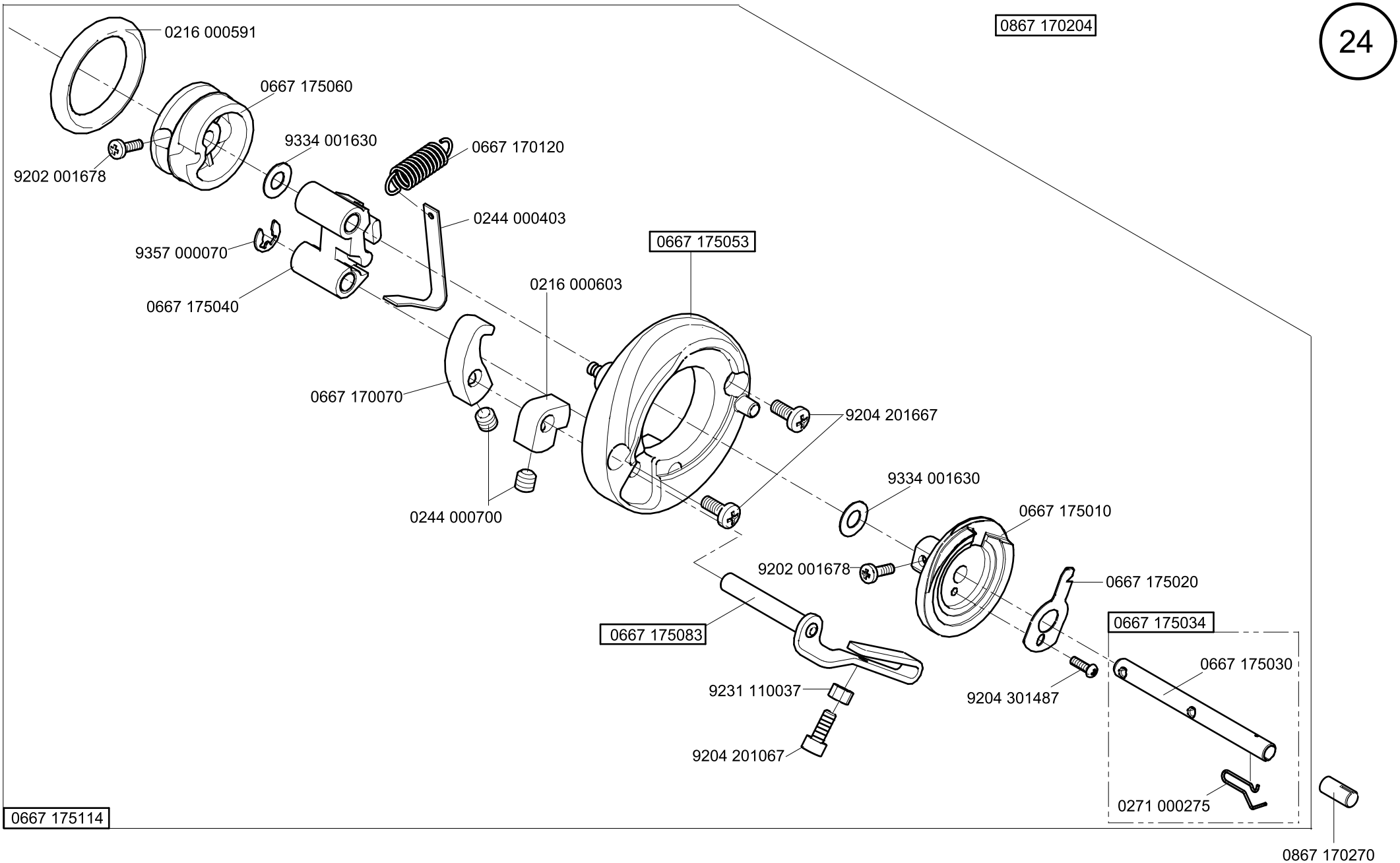
0867 170204
0216 000591
0667 175060
9334 001630
0667 170120
9202 001678
0244 000403
9357 000070
0667 175053
0216 000603
0667 175040
0667 170070
9204 201667
9334 001630
0667 175010
0244 000700
9202 001678
0667 175020
0667 175083
0667 175034
0667 175030
9231 110037
9204 301487
9204 201067
0271 000275
0667 175114
0867 170270

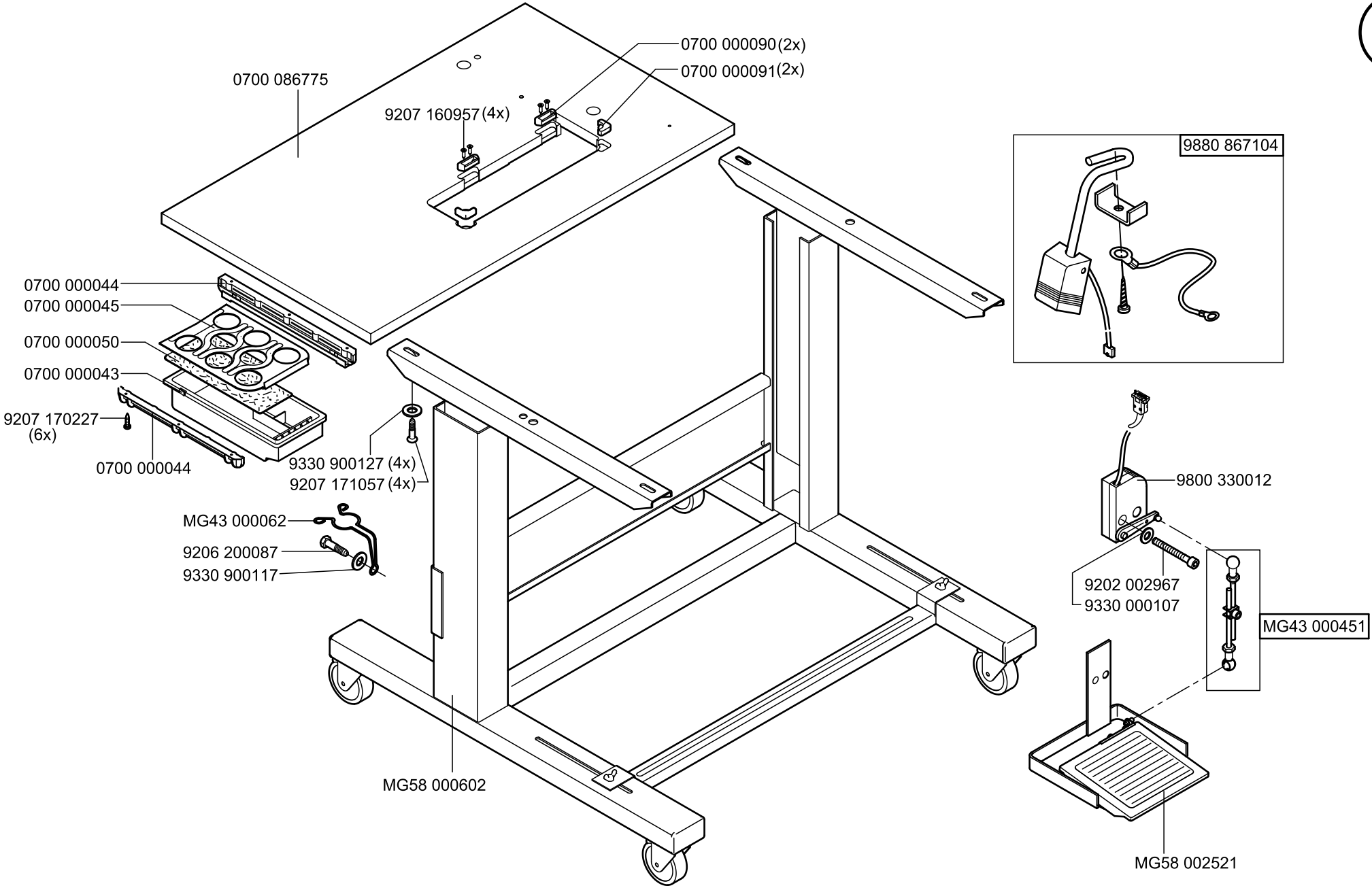
0700 086775
0700 000090 (2x)
0700 000091 (2x)
9207 160957 (4x)
9880 867104
0700 000044
0700 000045
0700 000050
0700 000043
9207 170227 (6x)
0700 000044
9330 900127 (4x)
9207 171057 (4x)
MG43 000062
9206 200087
9330 900117
MG58 000602
9800 330012
9202 002967
9330 000107
MG43 000451
MG58 002521

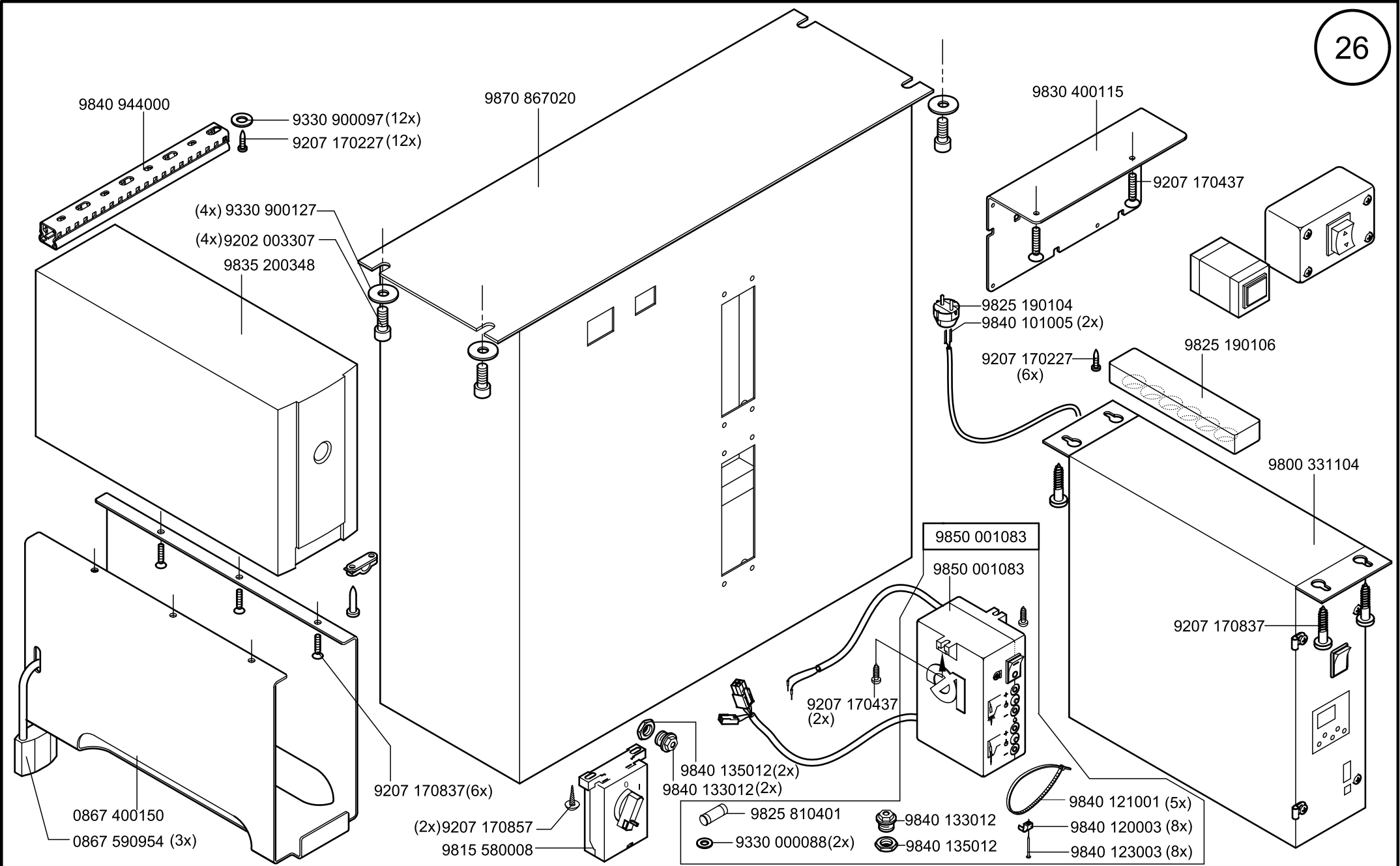

Scale 50%

Cl. 550-867

Ausgabe/ Edition 04.2012

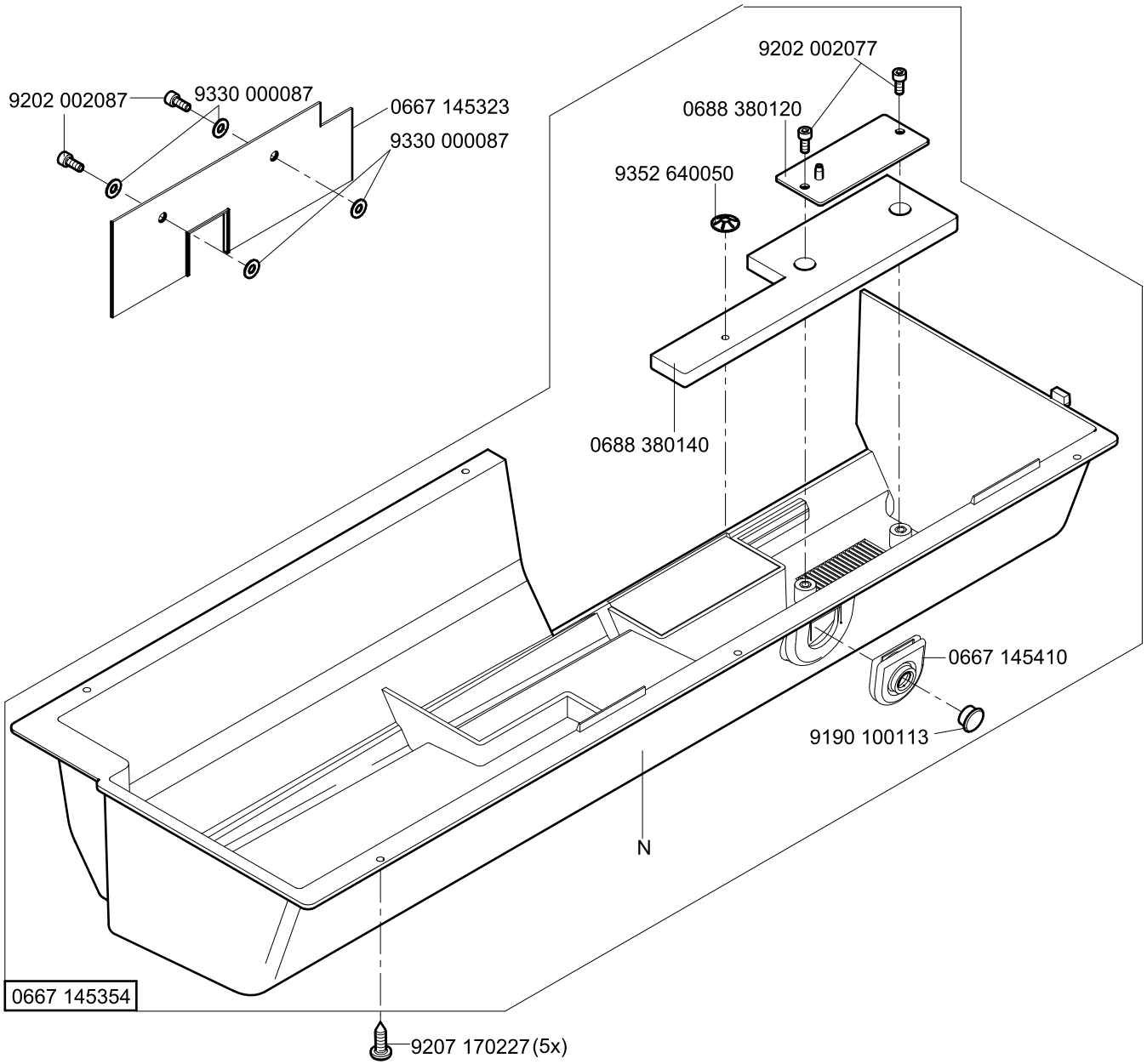

N - nicht als Einzelteil lieferbar
not available as separate part

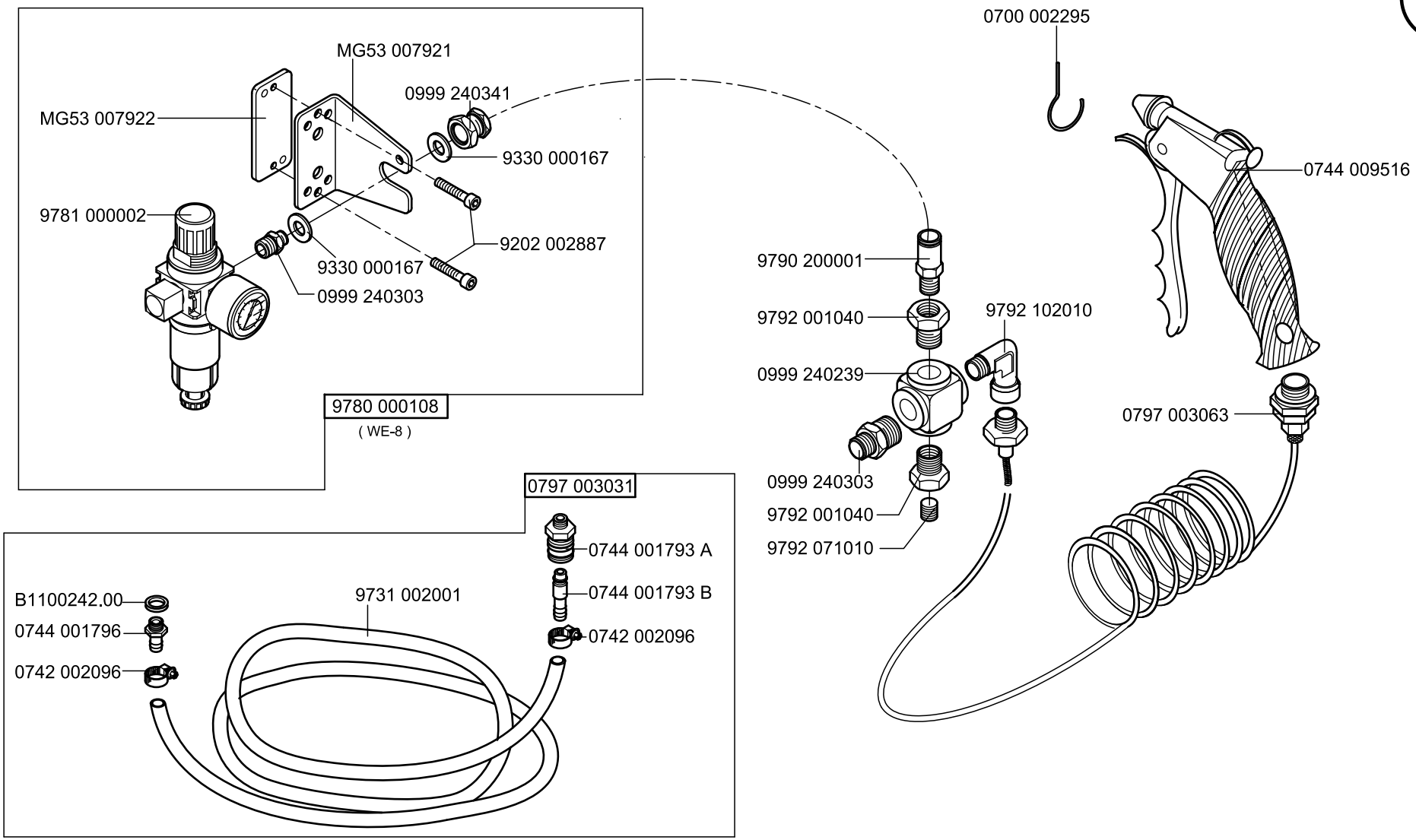
MG53 007921
MG53 007922
0999 240341
9330 000167
9781 000002
9202 002887
9330 000167
0999 240303
9780 000108
(WE-8)
0700 002295
0744 009516
9790 200001
9792 001040
9792 102010
0999 240239
0797 003063
0999 240303
9792 001040
9792 071010
0797 003031
0744 001793 A
0744 001793 B
0742 002096
B1100242.00
0744 001796
0742 002096
9731 002001

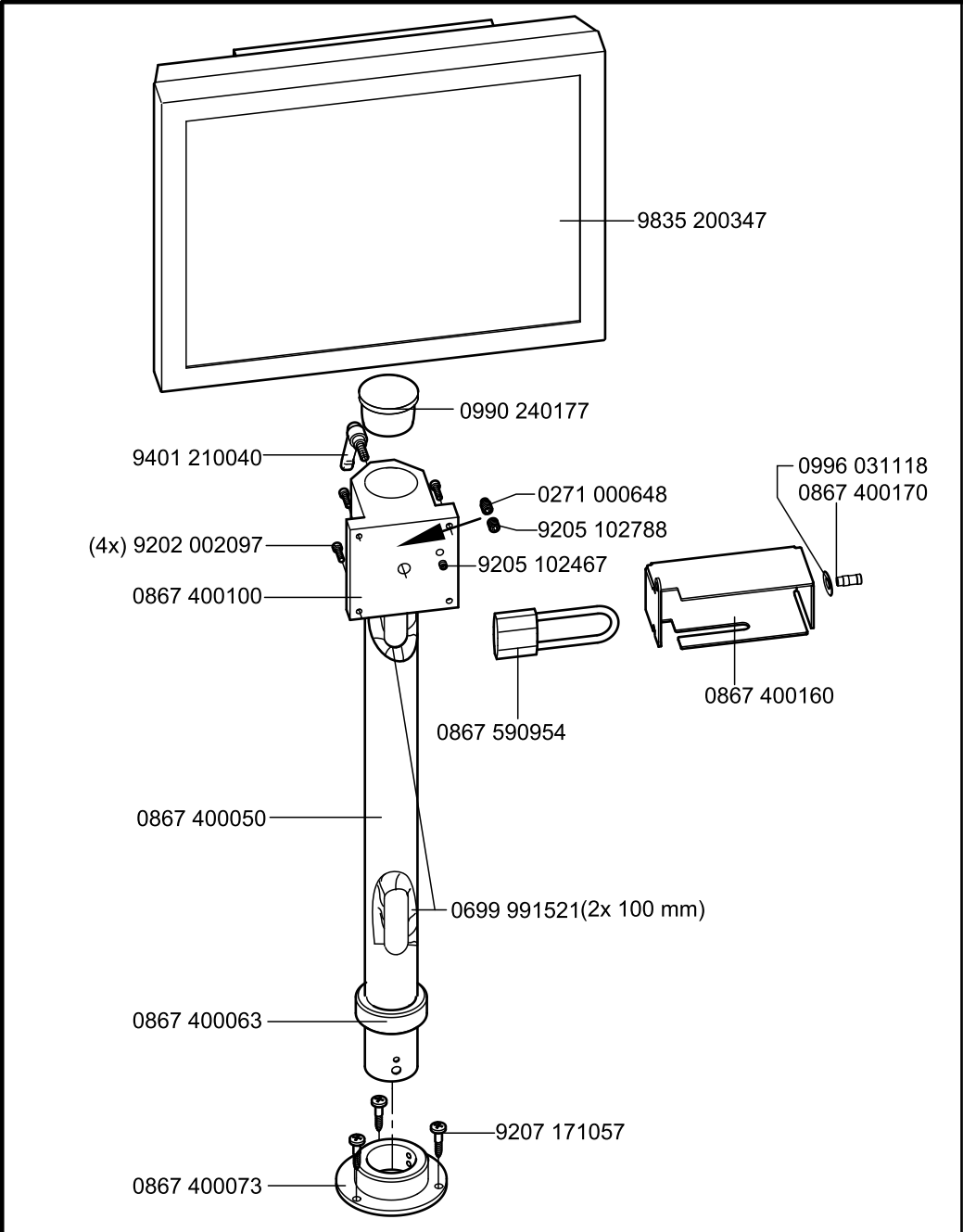
9835 200347
0990 240177
9401 210040
0271 000648
9205 102788
(4x) 9202 002097
9205 102467
0867 400100
0996 031118
0867 400170
0867 590954
0867 400160
0867 400050
0699 991521(2x 100 mm)
0867 400063
9207 171057
0867 400073

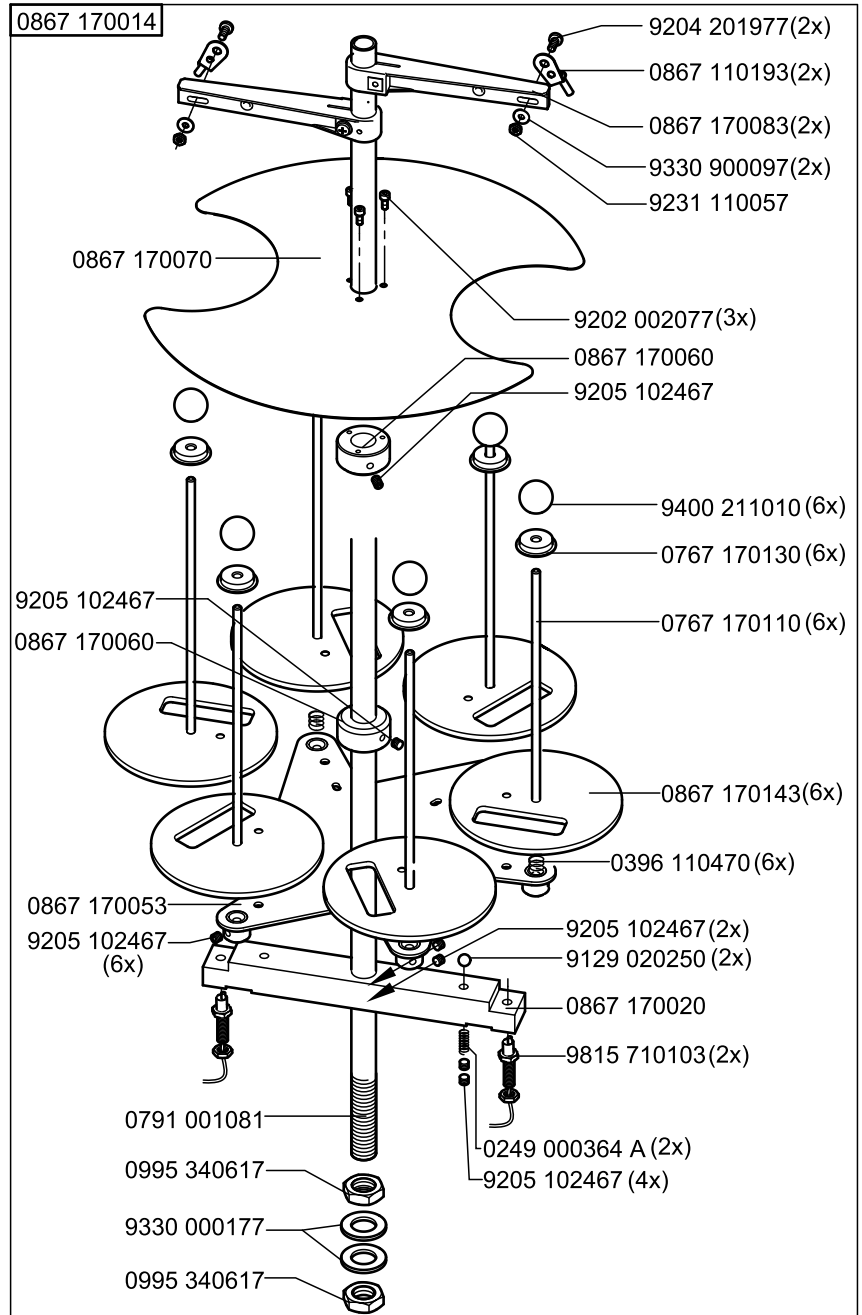
0867 170014
9204 201977(2x)
0867 110193(2x)
0867 170083(2x)
9330 900097(2x)
9231 110057
0867 170070
9202 002077(3x)
0867 170060
9205 102467
9400 211010(6x)
0767 170130(6x)
9205 102467
0867 170060
0767 170110(6x)
0867 170143(6x)
0396 110470(6x)
0867 170053
9205 102467
(6x)
9205 102467(2x)
9129 020250(2x)
0867 170020
9815 710103(2x)
0791 001081
0249 000364 A(2x)
9205 102467(4x)
0995 340617
9330 000177
0995 340617

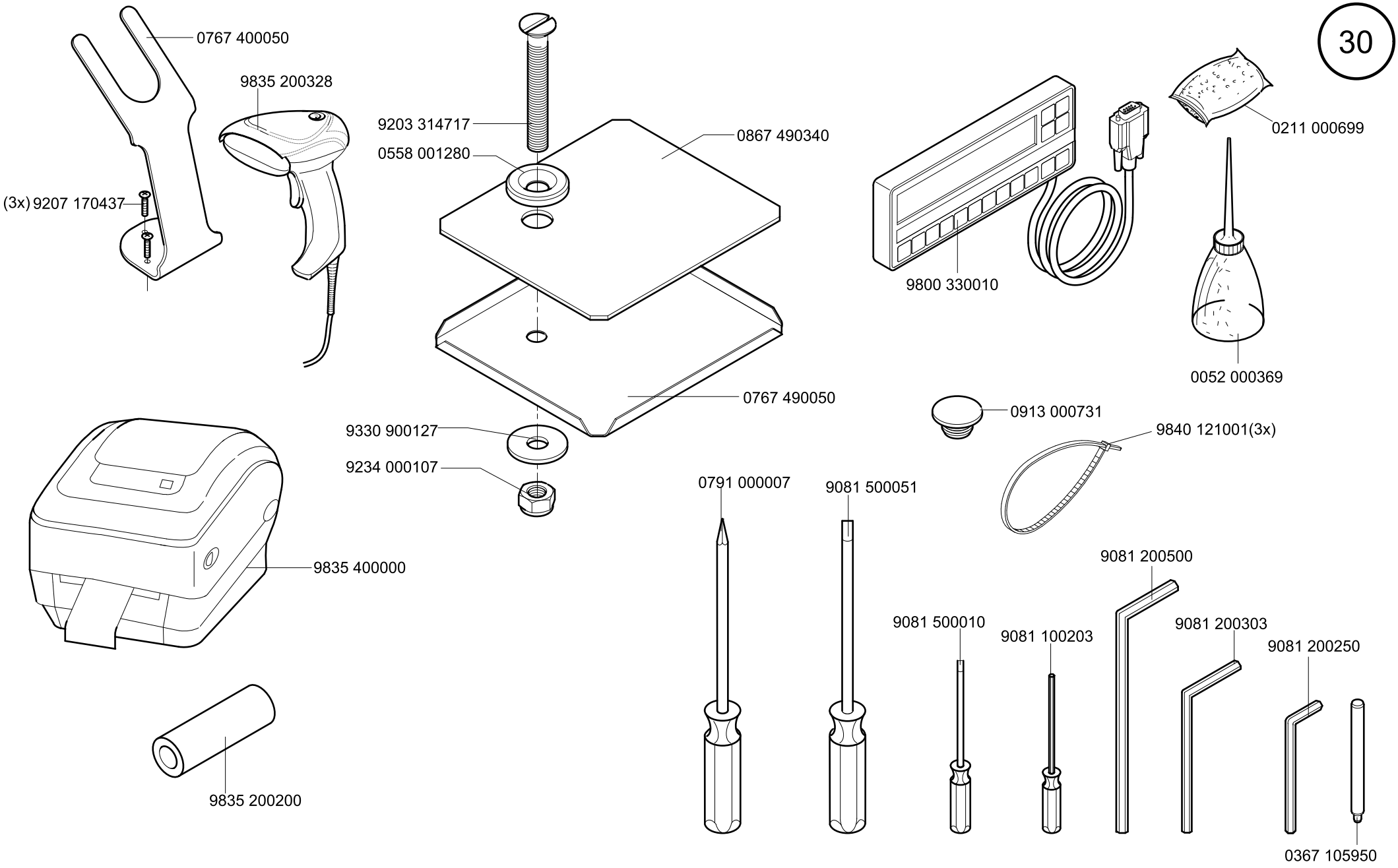
0767 400050
9835 200328
(3x) 9207 170437
9203 314717
0558 001280
0867 490340
0767 490050
9330 900127
9234 000107
9800 330010
0211 000699
0052 000369
0913 000731
9840 121001(3x)
9835 400000
9835 200200
0791 000007
9081 500051
9081 500010
9081 100203
9081 200500
9081 200303
9081 200250
0367 105950

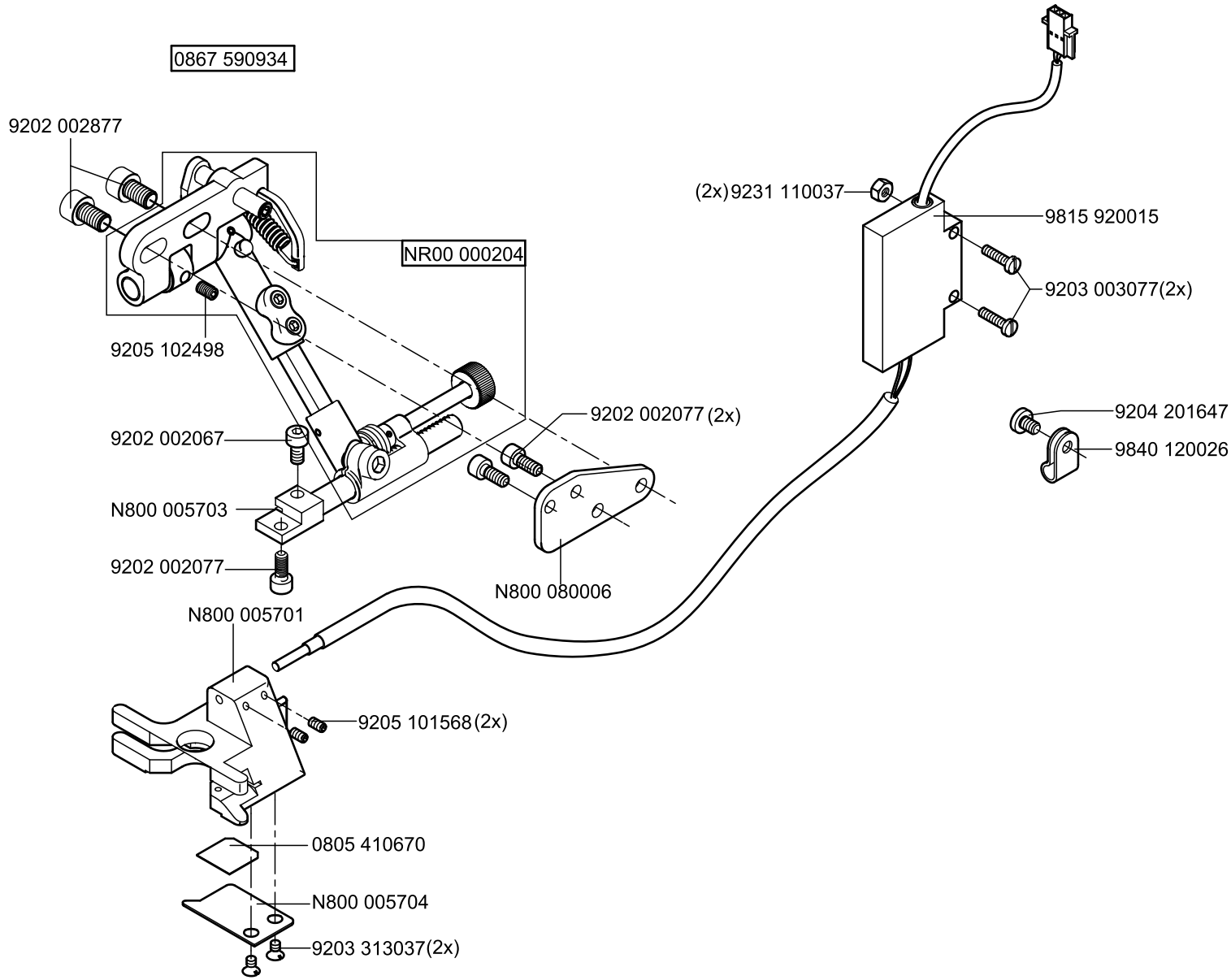
0867 590934
9202 002877
NR00 000204
9205 102498
9202 002067
N800 005703
9202 002077
9202 002077 (2x)
N800 080006
N800 005701
9205 101568 (2x)
0805 410670
N800 005704
9203 313037(2x)
(2x) 9231 110037
9815 920015
9203 003077(2x)
9204 201647
9840 120026

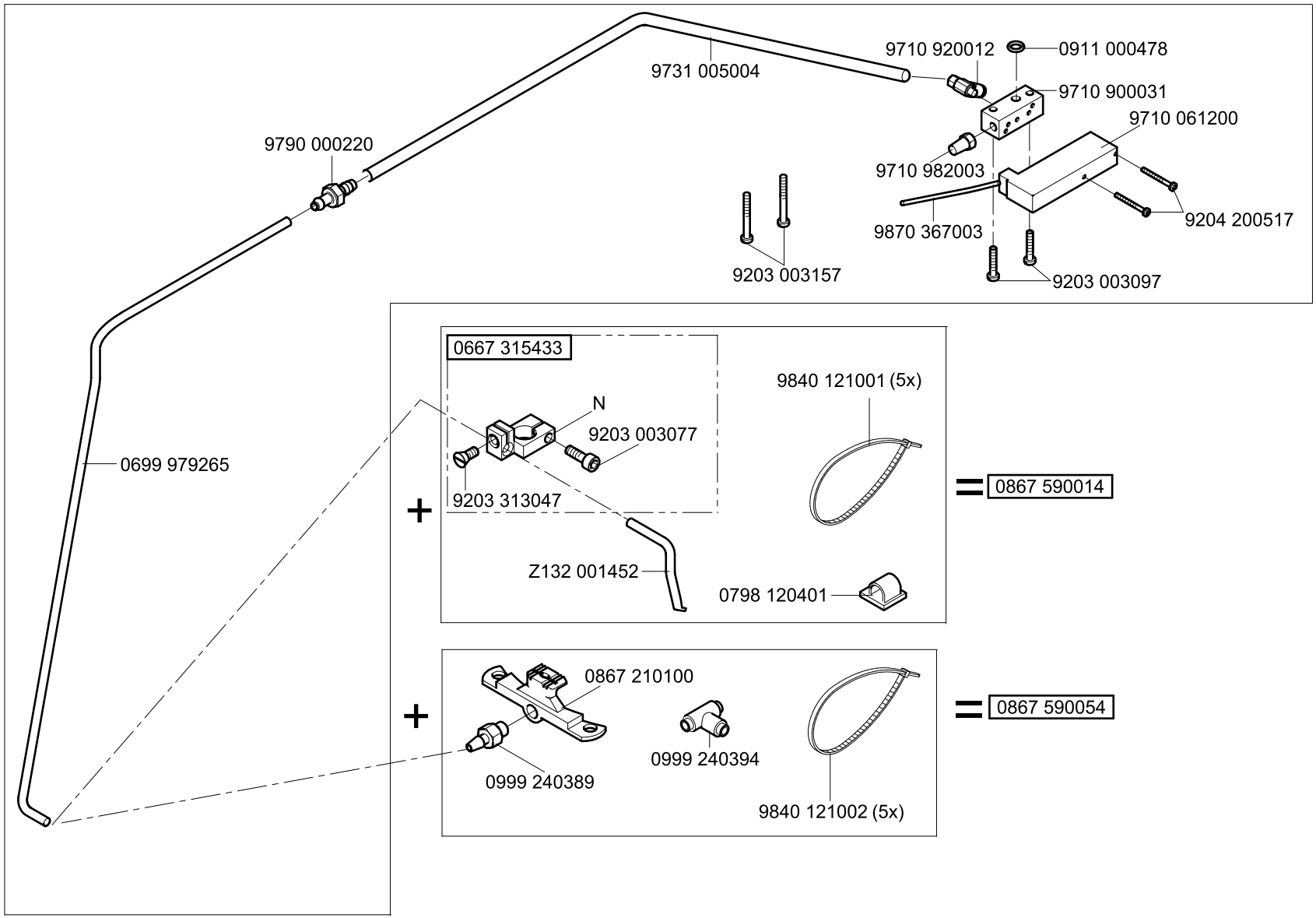

N - nicht als Einzelteil lieferbar
not available as separate part

0867 590724

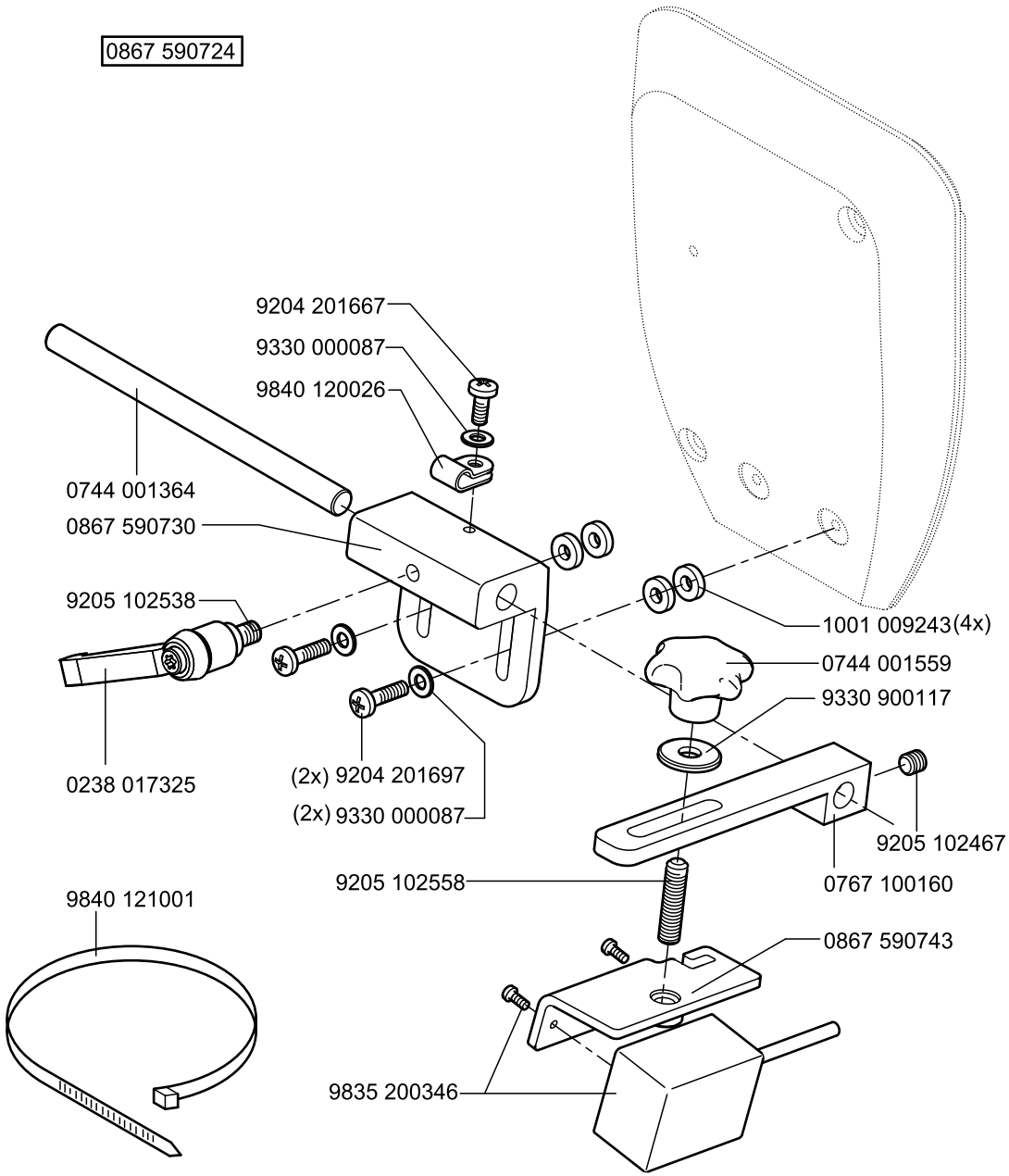

0867 590904

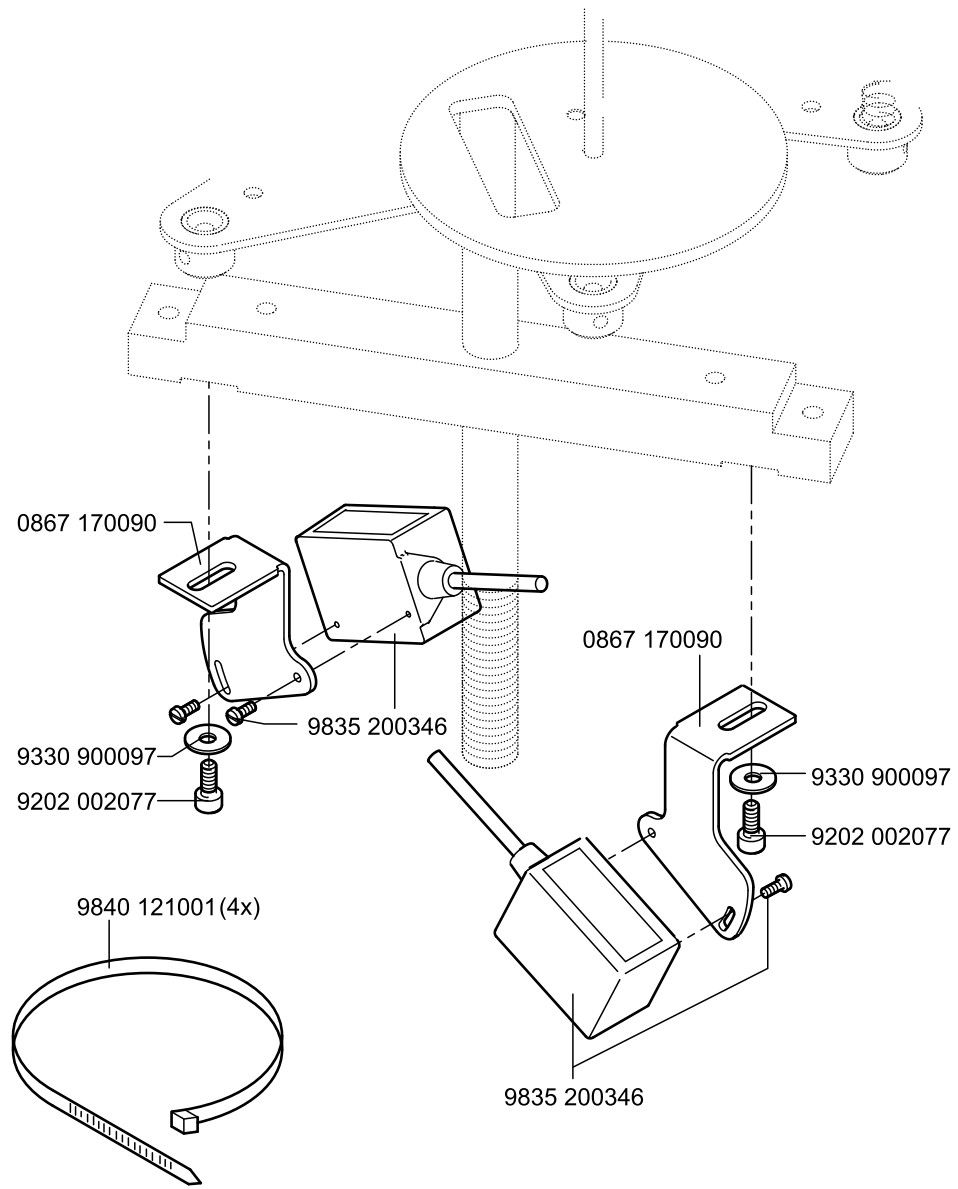

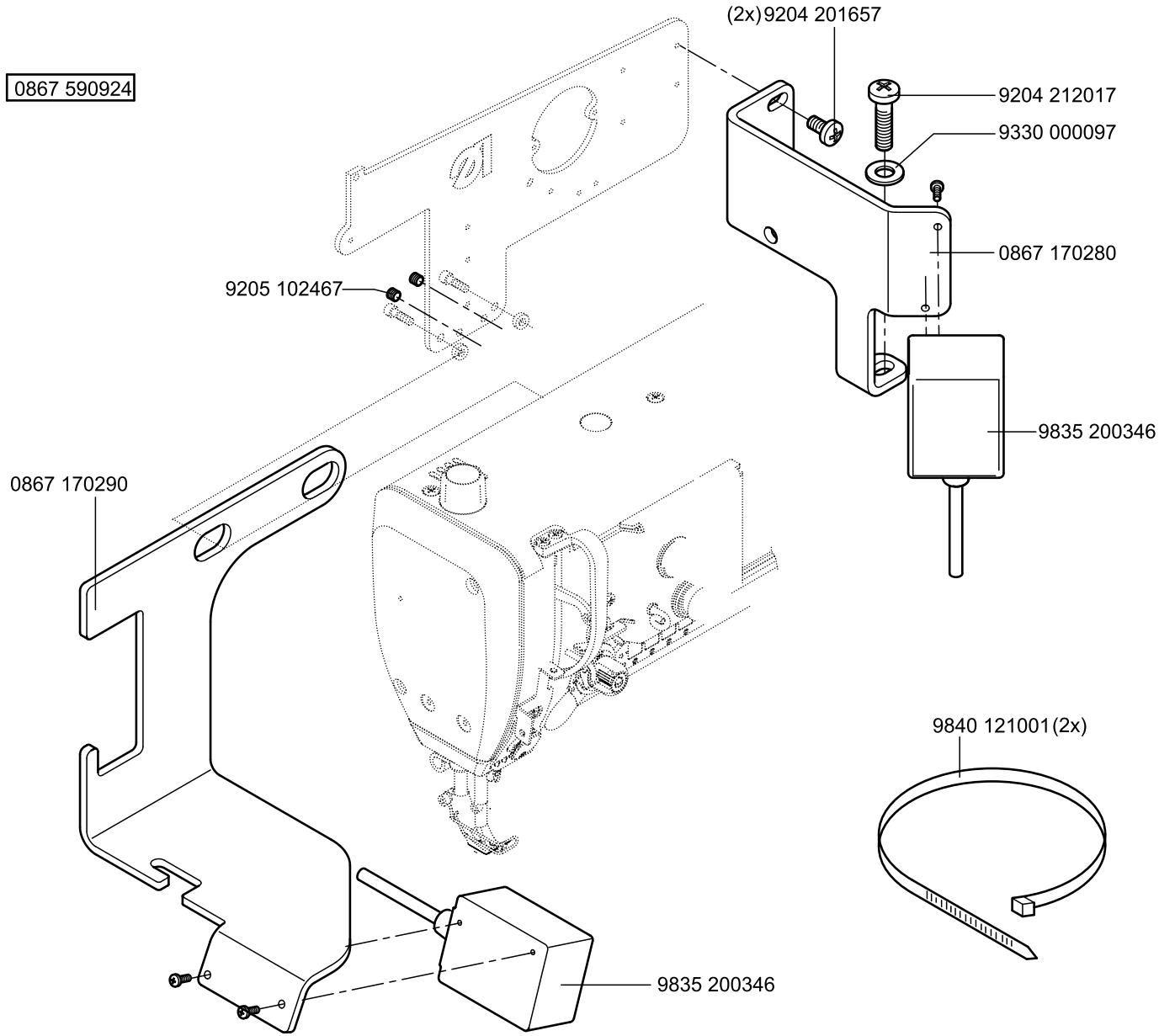

Scale 50%

Cl. 550-867

Ausgabe/ Edition 03.2011

0867 400804


B76.02005.04
9835 400008
0867 400810
9835 400009
B76.02005.00
9805 791113
9835 301003
9835 400010
9835 400007
auf Wunsch
on request
9040 000030 (mit Abnahmeprüfzeugnis 3.1
nach DIN EN 10204
und Kalibrierschein)
(with inspection 3.1
after DIN EN 10204
and calibration)

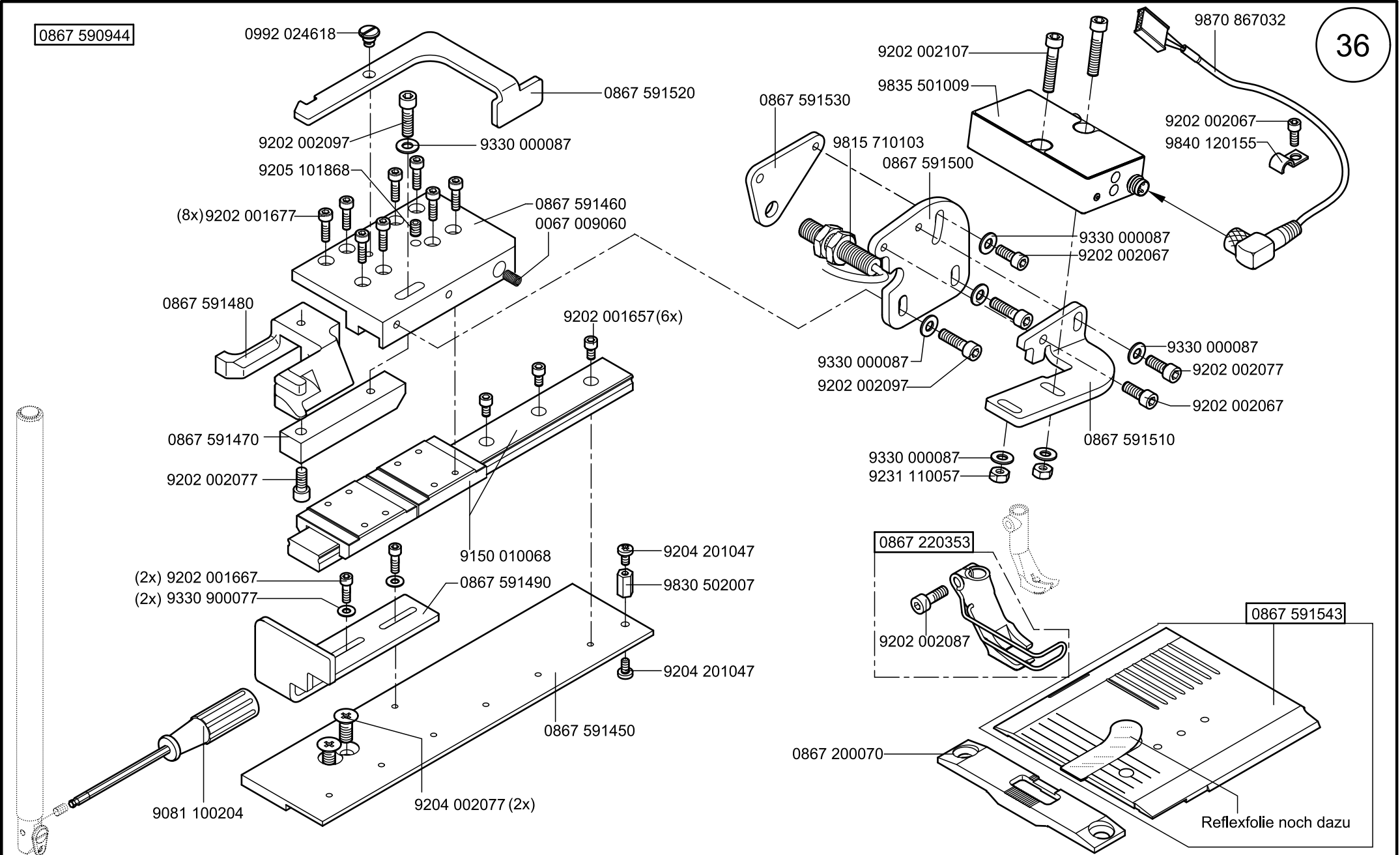
0867 590944
0992 024618
0867 591520
9202 002097
9330 000087
9205 101868
(8x)9202 001677
0867 591460
0067 009060
0867 591480
9202 001657(6x)
0867 591470
9202 002077
9150 010068
9204 201047
(2x) 9202 001667
(2x) 9330 900077
0867 591490
9830 502007
9204 201047
0867 591450
9204 002077 (2x)
9081 100204
9870 867032
9202 002107
9835 501009
0867 591530
9202 002067
9840 120155
9815 710103
0867 591500
9330 000087
9202 002067
9330 000087
9202 002097
9330 000087
9202 002077
9202 002067
0867 591510
9330 000087
9231 110057
0867 220353
9202 002087
0867 591543
0867 200070
Reflexfolie noch dazu

Teile-Nr./Part-No.	Tafel/Table	Teile-Nr./Part-No.	Tafel/Table	Teile-Nr./Part-No.	Tafel/Table	Teile-Nr./Part-No.	Tafel/Table
0037 001280	15, 16, 23	0367 315090	05	0667 115730	18	0667 155540	12
0052 000369	30	0367 315130	05	0667 125060	04	0667 155550	12
0061 001050	15	0367 315234	05	0667 125100	03	0667 155820	13
0067 009060	36	0367 385133	03	0667 125160	03	0667 155824	13
0099 004910	15	0367 495010	18	0667 125243	03	0667 155830	13
0211 000634	12	0396 110470	29	0667 125254	03	0667 155840	13
0211 000648	12	0467 110220	15, 16	0667 135013	09	0667 155893	12
0211 000699	30	0491 030652	06	0667 135033	09	0667 155900	12
0211 004516	03	0558 001280	30	0667 135094	09	0667 155930	13
0216 000591	24	0570 001847	10	0667 135103	09	0667 155940	02
0216 000603	24	0667 100050	03	0667 135124	09	0667 155950	12
0219 000321	18	0667 105023	20	0667 135190	05	0667 156180	11
0238 017325	33	0667 105040	01	0667 135204	09	0667 156330	11
0244 000403	24	0667 105053	01	0667 135300	05	0667 156440	11
0244 000700	24	0667 105080	02	0667 135310	20	0667 160480	05, 06
0249 000364 A	29	0667 105093	02	0667 135320	20	0667 165063	06
0271 000275	24	0667 105164	18	0667 145044	02	0667 165130	05
0271 000648	29	0667 105190	20	0667 145074	02	0667 165133	06
0291 000159	03	0667 105280	22	0667 145094	22	0667 165134	06
0291 000347	18	0667 105320	18	0667 145264	02	0667 165154	06
0291 000537	17	0667 110340	18	0667 145303	02	0667 165164	06
0291 000538	17	0667 115180	15, 16	0667 145323	27	0667 165390	07
0367 105083	05, 06, 07	0667 115203	15	0667 145354	27	0667 165403	07
0367 105180	05, 06, 07	0667 115210	23	0667 145390	21	0667 165423	07
0367 105950	30	0667 115250	15, 16	0667 145410	27	0667 165454	07
0367 110340	15, 16	0667 115290	15	0667 145464	02	0667 165500	07
0367 110360	15, 16	0667 115320	03	0667 150840	11	0667 165580	06
0367 120100	03	0667 115350	15	0667 150850	11	0667 165700	18
0367 125194	03	0667 115360	15	0667 155100	12	0667 170070	24
0367 135200	09	0667 115520	15, 16	0667 155114	12	0667 170120	24
0367 140050	21	0667 115530	15	0667 155390	12	0667 175010	24
0367 145110	09	0667 115590	15, 16, 23	0667 155403	12	0667 175020	24
0367 145180	05, 06, 07	0667 115600	15, 16	0667 155424	12	0667 175030	24
0367 150860	17	0667 115610	15, 16	0667 155440	12	0667 175034	24
0367 165120	05, 06	0667 115620	15, 16	0667 155460	12	0667 175040	24
0367 165140	06	0667 115630	15, 16	0667 155474	12	0667 175053	24
0367 315014	05	0667 115640	15, 16, 23	0667 155490	12	0667 175060	24
0367 315024	05	0667 115680	15	0667 155530	12	0667 175083	24

Teile-Nr./Part-No.	Tafel/Table
0667 175114	24
0667 310563	05
0667 315053	05
0667 315070	05
0667 315113	05
0667 315150	05, 06, 07, 09
0667 315164	05
0667 315203	04
0667 315213	04
0667 315223	04
0667 315243	04
0667 315253	04
0667 315273	05
0667 315290	05
0667 315310	05
0667 315314	05
0667 315320	05
0667 315423	07
0667 315433	32
0667 355150	14
0667 355240	17
0667 355260	14
0667 355270	14
0667 355283	14
0667 355310	14
0667 355324	14
0667 355343	14
0667 355344	14
0667 355363	14
0667 355410	14
0667 355420	14
0667 385013	05, 06
0667 385033	17
0667 385143	17
0667 385174	17
0667 385220	17
0667 495093	19
0667 495120	10
0667 495290	10
0667 495304	18
0688 100050	22
0688 100124	22
0688 130280	09
0688 130290	09
0688 140060	22
0688 140070	22
0688 380040	17
0688 380120	27
0688 380130	17
0688 380140	27
0699 979104	12, 17
0699 979265	13, 32
0699 989250	18, 20
0699 991521	29
0700 000043	25
0700 000044	25
0700 000045	25
0700 000050	25
0700 000090	25
0700 000091	25
0700 002295	28
0700 086775	25
0742 002096	28
0744 001364	33
0744 001559	33
0744 001793 A	28
0744 001793 B	28
0744 001796	28
0744 009516	28
0746 060651	15, 16
0767 100160	33
0767 110360	16
0767 110400	16
0767 170110	29
0767 170130	29
0767 400050	30
0767 490050	30
0791 000007	30
0791 001081	29
0797 003031	28
0797 003063	28
0798 003292	22
0798 120401	32
0805 410670	31
0867 100210	18
0867 100400	18
0867 102130	18
0867 110124	16
0867 110133	16
0867 110134	16
0867 110164	19
0867 110183	18
0867 110193	15, 16, 29
0867 110200	23
0867 110404	15
0867 110413	15
0867 110414	15
0867 110430	15, 16
0867 110470	16
0867 110480	15
0867 110513	15
0867 140030	21
0867 140840	08
0867 150323	12
0867 150343	12
0867 150514	11
0867 150524	11
0867 150540	11
0867 150553	11
0867 150570	11
0867 150604	13
0867 160074	08
0867 160080	08
0867 160093	08
0867 160103	08
0867 160110	08
0867 160120	08
0867 160130	08
0867 160140	08
0867 160160	08
0867 160170	06
0867 160620	05, 06
0867 160630	05, 06
0867 160640	05
0867 170014	29
0867 170020	29
0867 170053	29
0867 170060	29
0867 170070	29
0867 170083	29
0867 170090	33
0867 170143	29
0867 170204	23, 24
0867 170210	23
0867 170220	23
0867 170230	23
0867 170240	23
0867 170250	23
0867 170260	23
0867 170270	24
0867 170280	34
0867 170290	34
0867 170300	23
0867 170310	23
0867 170320	23
0867 200070	36
0867 210100	32
0867 220353	36
0867 310310	05
0867 400050	29
0867 400063	29
0867 400073	29

Teile-Nr./Part-No.	Tafel/Table
0867 400100	29
0867 400150	26
0867 400160	29
0867 400170	29
0867 400804	35
0867 400810	35
0867 490324	19
0867 490340	30
0867 490350	08
0867 490354	08
0867 590014	32
0867 590054	32
0867 590724	33
0867 590730	33
0867 590743	33
0867 590904	33
0867 590924	34
0867 590934	31
0867 590944	36
0867 590954	26, 29
0867 591450	36
0867 591460	36
0867 591470	36
0867 591480	36
0867 591490	36
0867 591500	36
0867 591510	36
0867 591520	36
0867 591530	36
0867 591543	36
0868 120073	03
0887 380010	17
0891 003342	10
0902 000423	21
0911 000290	18
0911 000478	32
0911 490140	08
0913 000731	30
0933 001544	17
0990 240177	29
0992 016580	11
0992 023560	11
0992 023577	11
0992 024618	36
0995 340617	29
0996 031118	29
0998 881010	12
0998 881610	05
0998 912110	12
0999 201114	21
0999 220752	17
0999 240239	28
0999 240303	28
0999 240341	28
0999 240389	10, 32
0999 240394	32
0999 240404	10
1001 001162	18
1001 009243	33
9040 000030	35
9041 100015	05, 06
9041 100025	03
9041 100030	12
9041 100035	17
9041 100203	17
9081 100203	30
9081 100204	36
9081 200250	30
9081 200303	30
9081 200500	30
9081 500010	30
9081 500051	30
9122 200161	01
9122 322200	04
9126 102520	05, 06
9126 102540	05, 06
9126 300061	12
9126 300088	12
9126 300201	04
9129 020250	29
9129 024235	03
9130 221130	02
9130 221140	22
9150 010068	36
9190 100113	27
9190 100155	20
9190 100226	12
9199 000004	10
9201 113317	22
9202 001657	23, 36
9202 001667	36
9202 001677	36
9202 001678	24
9202 002057	05, 06, 08
9202 002058	07
9202 002067	08, 17, 23, 31, 36
9202 002077	12, 13, 14, 15, 18, 22 27, 29, 33, 36
9202 002078	03
9202 002087	08, 17, 27, 36
9202 002097	08, 14, 29, 36
9202 002098	04, 06, 09, 14
9202 002107	14, 36
9202 002477	10
9202 002497	10, 18, 23
9202 002507	22
9202 002517	08
9202 002777	08
9202 002877	31
9202 002887	28
9202 002898	12
9202 002918	05
9202 002927	08, 09
9202 002967	25
9202 003307	26
9202 003728	18
9202 022467	17
9202 022477	14
9202 100537	14, 21
9203 003077	15, 31, 32
9203 003087	23
9203 003097	32
9203 003157	32
9203 003657	16
9203 100002	10, 15, 16
9203 123687	23
9203 211830	11
9203 303067	08
9203 312412	03
9203 313037	31
9203 313047	32
9203 314717	30
9204 002077	36
9204 002363	21
9204 101657	05
9204 200447	10
9204 200517	10, 32
9204 201047	36
9204 201057	23
9204 201067	10, 24
9204 201647	15, 16, 18, 21, 23, 31
9204 201657	03, 15, 16, 34
9204 201667	03, 10, 13, 15, 16, 17 18, 19, 23, 24, 33
9204 201697	15, 16, 33
9204 201977	29
9204 202067	20
9204 211997	02, 05, 18, 22
9204 212017	34
9204 212057	18, 22
9204 301467	10, 19
9204 301487	24

Teile-Nr./Part-No.	Tafel/Table
9205 101568	13, 31
9205 101827	03
9205 101848	23
9205 101868	18, 23, 36
9205 101958	14
9205 102158	08
9205 102450	12
9205 102467	01, 02, 04, 05, 06, 07
	09, 12, 14, 29, 33, 34
9205 102477	02, 03, 07, 08, 11, 22
9205 102498	31
9205 102538	33
9205 102558	33
9205 102788	29
9205 121558	12
9205 122488	12
9206 100637	17
9206 200087	25
9207 160957	25
9207 170227	25, 26, 27
9207 170437	18, 26, 30
9207 170837	26
9207 170857	26
9207 171057	25, 29
9225 201750	03
9225 201770	18
9231 000367	14, 15, 16
9231 000387	09, 14
9231 110027	16
9231 110037	24, 31
9231 110057	15, 19, 29, 36
9231 110127	08
9234 000107	30
9301 102203	05
9301 200660	12
9302 000100	17
9303 502990	22
9305 100350	15, 16
9330 000067	15, 16
9330 000087	03, 04, 06, 14, 15, 16
	19, 22, 23, 27, 33, 36
9330 000088	12, 26
9330 000097	02, 08, 22, 34
9330 000107	22, 25
9330 000167	28
9330 000177	29
9330 200107	14
9330 200117	12
9330 900077	36
9330 900097	16, 26, 29, 33
9330 900117	25, 33
9330 900127	25, 26, 30
9333 000090	21
9334 000051	12
9334 001170	08
9334 001630	03, 05, 06, 24
9334 001640	04, 07
9352 640050	27
9353 000087	12
9353 000350	02
9353 000420	02
9353 000470	01, 02
9354 010210	02, 22
9354 400800	12, 17
9357 000050	14
9357 000070	05, 06, 09, 10, 12, 24
9357 000080	07
9357 000090	04, 05
9357 000100	08
9357 000129	05, 06
9400 000090	21
9400 211010	29
9401 210040	29
9700 100103	09
9700 520003	10
9710 061200	10, 32
9710 900011	10
9710 900031	32
9710 900037	10
9710 920012	10, 32
9710 982003	32
9731 001035	17
9731 002001	28
9731 005004	09, 10, 15, 32
9731 007035	03
9740 000607	10, 20
9742 300140	15
9742 300195	09
9780 000108	28
9781 000002	28
9790 000220	32
9790 010010	15
9790 020010	15
9790 200000	10
9790 200001	28
9790 201000	10
9790 315002	13
9792 001040	28
9792 071010	28
9792 071040	10
9792 102010	28
9800 130104 R	22
9800 130105	22
9800 330010	30
9800 330012	22, 25
9800 331104	22, 26
9800 580039	08
9805 791113	22, 35
9815 301067	19
9815 301079	19
9815 301081	19
9815 301090	19
9815 301091	19
9815 301096	19
9815 310008	19
9815 510027	23
9815 580008	26
9815 710103	29, 36
9815 920015	31
9815 925002	13
9815 935006	08
9820 110016	14
9820 110025	18
9820 110034	16
9825 190104	26
9825 190106	26
9825 550001	10
9825 810401	26
9825 810417	22
9830 400115	26
9830 501010	10, 13
9830 501030	15, 16
9830 502007	36
9830 502014	17
9835 200200	30
9835 200328	30
9835 200345	19
9835 200346	33, 34
9835 200347	29
9835 200348	26
9835 301003	35
9835 400000	30
9835 400007	35
9835 400008	35
9835 400009	35
9835 400010	35
9835 501009	36
9840 101005	26
9840 104001	18
9840 120003	18, 26
9840 120025	13, 23
9840 120026	17, 18, 19, 31, 33

Teile-Nr./Part-No.	Tafel/Table
9840 120104	14, 17
9840 120105	17
9840 120106	13
9840 120155	36
9840 121001	08, 18, 26, 30, 32, 33
	34
9840 121002	13, 32
9840 123003	18, 26
9840 130007	17
9840 130008	17
9840 132015	18
9840 133012	18, 26
9840 133013	18
9840 135012	18, 26
9840 944000	26
9850 001058	23
9850 001083	26
9850 001089	26
9850 867001	17
9850 867003	13
9850 867014	15, 16
9850 867015	10
9870 367003	32
9870 867001	14
9870 867003	13
9870 867017	08
9870 867020	26
9870 867027	23
9870 867032	36
9880 867102	18
9880 867104	25
9880 867115	19
MG43 000062	25
MG43 000451	25
MG43 000484	22
MG53 007921	28
MG53 007922	28
MG58 000602	25
MG58 002521	25
N800 005701	31
N800 005703	31
N800 005704	31
N800 080006	31
NR00 000204	31
Z100 011022	12
Z132 001452	32

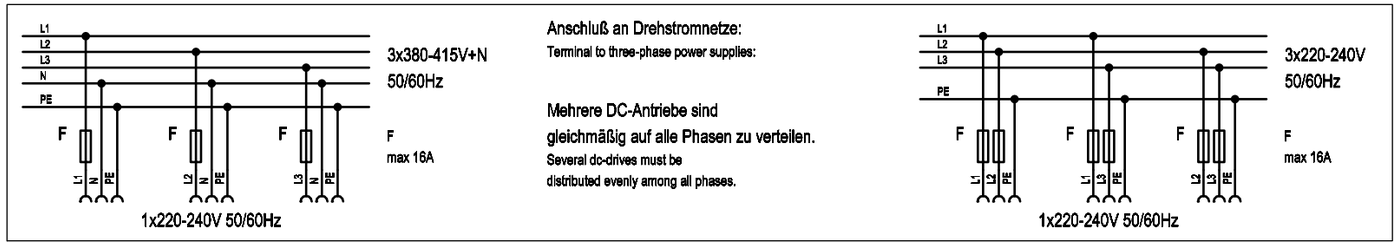

▼ Hinweis für Umschaltung auf
andere Netzspannungen beachten
Observe the information on changeover
to other mainvoltages

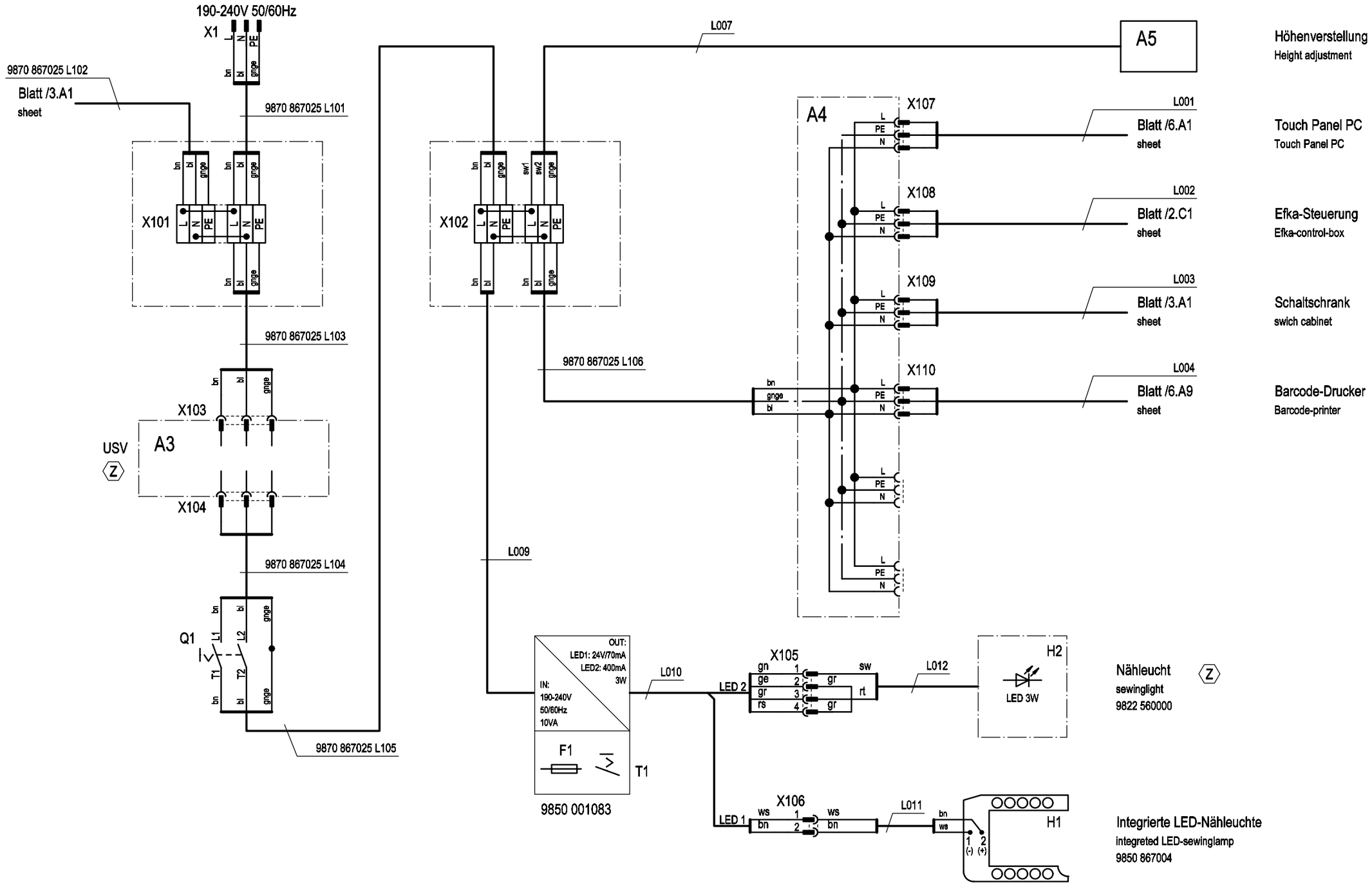

Ⓩ Zusatzeinrichtung
optional equipment

c				Datum	2011-03-25	DÜRKOPP ADLER	Teilefamilie	550-867 Netzspannungsverteilung mains voltage	Bauschaltplan
b				Bearb.	Cz				9890 550005 B
a				Geprüft			Freigabe 0001/11		Blatt 1 / 9
	Änd.	Datum	Name	Norm					

Schaltschrank k 9870 867020
switch cabinet cpl.
A1

A33
Y1-Y7
A34
X427
M1
DC1550
9800 130105
L002
Blatt /1.C7
sheet
9870 001108
9870 867025 L120
Blatt /3.A8
sheet
A7
Controlbox DA321G
Part No. 9800 331104
B41
A7
9870 001112
9800 330012
A8
B2
B80
B18
B776
A (ST2)
9870 867028 L200
B20
USB
B22
KN19
B22
Knieschalter 9880 002004
Knee switch
A9
Kippschalter
bn (rt)
gn
ge
ws (sw)
Knie-Taster
0
1

X23
+24-30V
+24-30V
+24-30V
FF3_OUT (0,5A)
ML_OUT (3,0A)
FF3_LED_OUT (30mA)
NFD_OUT (0,5A)
FF1_OUT (0,5A)
LSP_IN
GND

SuBD 37 pol.
X201 X1

ws	1	AS
bn	2	U-ref.
gn	3	n-red.
ge	4	0V_Logik
gr	5	RM_IN
rs	6	NHT/NH_IN
bl	7	FF2_IN
rt	8	FF1_IN
sw	9	FF3_IN
vi	10	DB3000_IN
grrs	11	LSP_IN
rtbl	12	FWGR_IN
wsgn	13	LS_IN
bngn	14	RU/RAB_IN
wsge	15	FF3_OUT (0,5A)
gebn	16	+24-30V
wsgr	17	+24-30V
grbn	18	FK_OUT(3,0A)
wsrs	19	GND
rsbn	20	FF2_OUT (0,5A)
wsbl	21	NFD_OUT (0,5A)
bnbl	22	FF3_LED_OUT (30mA)
wsrt	23	FWGR_LED_ links_OUT (30mA)
bnrt	24	RU/RAB_LED_OUT (30mA)
wssw	25	FWGR_LED_rechts_OUT (30mA)
bnsw	26	ML_OUT (3,0A)
grgn	27	FW (NP)/STL (FA)_OUT (3,0A)
gegr	28	NK_OUT (3,0A)
rsgn	29	FF1_LED_OUT (30mA)
gers	30	FF1_OUT (0,5A)
gnbl	31	FF2_LED_OUT (30mA)
gebl	32	HP_OUT (3,0A)
gnrt	33	+24-30V
gert	34	RA (6,5A)
gnsw	35	FL (6,5A)
gesw	36	FS (4,0A)
grbl	37	FA (4,0A)

X26
jumper
1
2
3

IN_LS/ X4.9 /4.C3
IN1/ X19.1 /4.F3
+24V_SPS/ X22.23 /4.G3
OUT1-3/ X22.9 /4.G3
IN7/ X19.2 /4.F3
SM_REF_5V/ X20.3 /4.G3
SM_REF_IN/ X20.4 /4.H3
OUT1-2/ X22.5 /4.G3
IN_COD_FS/ X5.3 /4.D3
OUT2-1/ X22.10 /4.G3
OUT2-2/ X22.12 /4.G3
OUT2-3/ X22.14 /4.G3

SuBD 37 pol.
X2 X202

AS	1	ws
U-ref.	2	bn
n-red.	3	gn
0V_Logik	4	ge
RM_IN	5	gr
NHT/NH_IN	6	rs
FF2_IN	7	bl
FF1_IN	8	rt
FF3_IN	9	sw
DB3000_IN	10	vi
LSP_IN	11	grrs
FWGR_IN	12	rtbl
LS_IN	13	wsgn
RU/RAB_IN	14	bngn
Greiferplatte	15	wsge
24VDC_SPS	16	gebn
FS (Y8)	17	wsgr
FK_OUT(3,0A)	18	grbn
GND	19	wsrs
LED rot	20	rsbn
LED_Oel	21	wsbl
+5V_SPS	22	bnbl
FWGR_LED_ links_OUT (30mA)	23	wsrt
RU/RAB_LED_OUT (30mA)	24	bnrt
FWGR_LED_rechts_OUT (30mA)	25	wssw
Ref. SM	26	bnsw
LED grün	27	grgn
NK_OUT (3,0A)	28	gegr
FF1_LED_OUT (30mA)	29	rsgn
IN_COD_FS	30	gers
FF2_LED_OUT (30mA)	31	gnbl
HUB1	32	gebl
+24-30V	33	gnrt
HUB2	34	gert
FL (6,5A)	35	gnsw
HUB3	36	gesw
FA (4,0A)	37	grbl

IN_+FS/ X19.24 /4.F3
IN_FW/ X19.16 /4.F3
IN_HP/ X19.20 /4.F3
IN_RA/ X19.12 /4.F3
IN_FS/ X5.2 /4.D3

9870 867028 L201
Blatt /5.D1
sheet

Leiterplatte k 9850 867016
PBC cpl.
A20
Blatt /3.F5
sheet

9835 200233 L015
Blatt /8.A8
sheet
A21 - X268

c				Datum	2011-03-25
b				Bearb.	Cz
a				Geprüft	
	Änd.	Datum	Name	Norm	

DÜRKOPP ADLER

Teilefamilie
Freigabe 0001/11

550-867
Nähmotersteuerung
sewing-motor controller

Bauschaltplan
9890 550005 B

Blatt 2 / 9

9870 867025 L102
Blatt /1.C1
sheet
190-240VAC (Netzspannung / line voltage)
50/60Hz
9840 503001 L003
Blatt /1.D7
sheet
190-240VAC (USV / UPS)
50/60Hz
Schaltschranktür
switch cabinet door
X216
9870 867028 L214
X215
9870 867025 L120
Blatt /2.C3
sheet
9870 867025 L121
Blatt /6.B1
sheet
9870 867025 L122
Blatt /6.B9
sheet
X217
Schaltschrank k 9870 867020
switch cabinet cpl.
A1
Montageplatte k 9870 867021
subplate cpl.
A17
9870 867030
X115
X116
Z1
L215
L224
X214
9870 867030 L206
9870 867030 L226
9870 867030 L225
9870 867030 L221
9870 867030 L220
X204
X17
F1
voltage monitoring
Spannungsüberwachung
230VAC
ANA_IN/ X20.2 /4.G3
ANA_GND/ X20.1 /4.G3
IN8/ X19.6 /4.F3
Leiterplatte k SPS I/O für ST-MDN
9835 400002
PCB cpl. SPS I/O for ST-MDN
A23
Blatt /7.D7
sheet
X207
GND
+24V_SPS
X3
X210
X211
X13
X213
X200
M
1~
PE
M4
Lüfter / fan
9800 551016
Netzteil 9835 001022
power supply
A19
X202
X201
X221
X220
X233
X231
X232
X225
X222
X205
X227
X230
X224
X223
X229
X228
X26
X25
more:
Blatt /2.F9
Blatt /4.A1
sheet
A20
Leiterplatte k. 9850 867016
PCB cpl.
Leiterplatte k
USB-RS232/RS422
9835 400003
PCB cpl. USB-RS232/RS422
A21
Blatt /8.B2
sheet
Leitertplatte k ST-MDN
Schrittmotor
9835 400001
PCB cpl. ST-MDN
stepper motor
A22
Blatt /7.D4
sheet
Leiterplatte k FSPMG
9835 200345
PCB cpl. thread tension measure
A24
Blatt /6.E3
sheet
---OUTPUT 24VDC---
V-
V+
X24
X205
X100
X206
X14
X208
9870 867030 L207
9870 867030 L210
9870 867030 L208
9870 867030 L209

c				Datum	2011-03-25	
b				Bearb.	Cz	
a				Geprüft		
	Änd.	Datum	Name	Norm		

DÜRKOPP ADLER

Teilefamilie
Freigabe 0001/11

550-867
Schaltschrank; Spannungsversorgung
switch cabinet; power supply

Bauschaltplan
9890 550005 B

Blatt 3 / 9

Schaltschrank k 9870 867020
switch cabinet cpl.

Leiterplatte k 9850 867016
PCB
A20

Blatt /3.F5
sheet

9850 867016

9870 867030 L234
Blatt /8.B5
sheet
1:1 Flachbandkabel 16pol.
1:1 ribbon cable 16pole
X227 1-15
FSPMG_SIG2 X3 1-16

9870 867030 L238
Blatt /6.F1
sheet
1:1 Flachbandkabel 16pol.
1:1 ribbon cable 16pole
X228 1-15
FSPMG_SIG1 X4 1-16

9870 867030 L237
Blatt /6.H1
sheet
1:1 Flachbandkabel 16pol.
1:1 ribbon cable 16pole
X229 1-15
FSPMG_I/O X5 1-16

9870 867030 L233
Blatt /8.F5
sheet
1:1 Flachbandkabel 10pol.
1:1 ribbon cable 10pole
X230 1-9
Spuler bobbin winder X8 1-10

9870 867030 L235
Blatt /7.G9
sheet
1:1 Flachbandkabel 25pol.
1:1 ribbon cable 25pole
X231 1-25
SPS INPUT X19 1-26

9870 867030 L236
Blatt /7.D9
sheet
1:1 Flachbandkabel 25pol.
1:1 ribbon cable 25pole
X232 1-25
SPS OUTPUT X22 1-26

9870 867030 L230
Blatt /7.C2
sheet
X233 X20
ANA_GND ws 1 — ANA_GND/ volt.moni. /3.D4
ANA_IN bn 2 — ANA_IN/ volt.moni. /3.D4
SM_REF_+5V gn 3 — SM_REF_5V/ X2.22 /2.D6
SM_REF_IN ge 4 — SM_REF_IN/ X2.26 /2.E6
SM_REF_GND gr 5

X13 X220
X19/ +24V_SPS — 1 ws
X19.5/ IN2 — 2 bn
3 gn
X19.9/ IN3 — 4 ge
X19.17/ IN5 — 5 gr
6 rs
7
8 rt
X19.13/ IN4 — 9 sw
X22.1/ OUT1-1 — 10 vi

X14 X221
1 grs
X19.21/ IN6 — 2 rtbl

X5.12+13/ PWM_OUT1+
X5.14+15/ PWM_OUT1-
X5.8+9/ PWM_OUT2+
X5.10+11/ PWM_OUT2-

jumper X27 3 2 1
jumper X25 3 2 1

X25 + X27:
jumper connected 1-2:
FS-solenoid together
jumper connected 2-3:
FS-solenoid separate

X10 X222
+24V_SPS 1 bn
BW_OUT 2 bl

9870 867028 L203

X306 bn 1 — 1 bn; bl 2 — 2 bl

A42
M
M3
Spuler 0867 170204
bobbin winder

(Molex 4pol.)
X6 X223
1 — 1 ws
2 — 2 bn
3 — 3 gn
4 — 4 ge

Version2 (Standard)
version2

X7 X224

(Phoenix 2pol.)
X6 X223
1 — 1
2 — 2

X16 X225
X22.11/ +24V_SPS — 1
X22.13/ OUT1-4 — 2
3
4
5
6

X2
4
5
1
2
3

X1 X223
PWM_OUT1.1+ — 1 ws
PWM_OUT1.1- — 2 bn
PWM_OUT1.2+ — 3 gn
PWM_OUT1.2- — 4 ge

A25
Version 1
version 1

9870 867028 L205

X301 (2pol.) ws 1 — 2 bn; bn 1 — 2 bl; (*1); S302 IN2
Konenschalter >Oberfaden
cone-switch >needle thread

X302 (2pol.) gn 1 — 2 ge; bn 1 — 2 bl; (*1); S303 IN3
Konenschalter >Unterfaden
cone-switch >lower-thread

X303 (2pol.) gr 1 — 2 rs; bn 1 — 2 bl; (*1); S305 IN5
Multibarcode abfragen
Multibarcode sampling
Z

X304 (2pol.) grs 1 — 2 rtbl; bn 1 — 2 bl; (*1); S306 IN6
Kantenführung eingerastet
edge guide closed
Z

(*1) | Induktivgeber k | 9815 710103

9870 867025 L107
X305
rt 1 — 1 ws
sw 2 — 2 bn
vi 3 — 3 gn

A10
ws +24V
gr
S304
14 22 13 21
V1
X1 X2
bn IN4
gn OUT1-1
Taster Anmeldevorgang
Logging-in-switch

X307
ws 1 ws — FS-Magnet1+
schield 2 schield
gn 3 gn — FS-Magnet2+
bn 4 bn — FS-Magnet1-
5
ge 6 ge — FS-Magnet2-

9870 867029
Blatt /5.H9
sheet

9870 867028 L204

c				Datum	2011-03-25
b				Bearb.	Cz
a				Geprüft	
	Änd.	Datum	Name	Norm	

DÜRKOPP ADLER

Teilefamilie
Freigabe 0001/11

550-867
Schaltschrank; Verteilerkarte
switch cabinet; interconnection

Bauschaltplan
9890 550005 B

Blatt 4 / 9

Greiferplatte
hook cover
S401
IN1
Induktivgeber k
9815 710103
(2pol.)
X428
bn
bl
Lichtschranke k
9815 920015
Zwickerkennung
notch detection
A36
9815 920015
9870 867031
(3pol.)
X403
X21
(2pol.)
X404
X1
0V_Power
X11/13
+24V=
+24V SPS
Greiferplatte
Speedomat
P1
10k/60°
9880 867105
Drehzahlbegrenzung
Speed limitation
S412
9870 867002
(4pol.)
X405
X19
(3pol.)
X406
X23
U-ref.
n-red.
0V Logik
n.c.
n.c.
X11/10
+24-30V
S13
LED-V5 -> RFW left
LED-V6 -> RFW right
LED-V7 -> Power ON
A34
Taster k. 9880 867115
keypad cpl.
S1
S3
S5
S7
S9
S11
S13
V1
V2
V3
V4
V5
V6
V7
+24-30V
Leiterplatte k 9850 867015
PCB cpl.
A33
Molex 16pol.
X402
X20
X11/25
X11/24
X11/9
X11/23
X11/31
GND
X11/5
+24-30V
X11/6
J1
X11/7
X11/8
X11/14
X11/29
n.c.
n.c.
(37 pol.)
X401
X11
AS
U-ref.
n-red.
0V_Logik
RM_IN
NHT/NH_IN
FF2_IN
FF1_IN
FF3_IN
DB3000_IN
LSP_IN
FWGR_IN
LS_IN
RU/RAB_IN
Greiferplatte
+24V_SPS
FS (Y8)
FK_OUT(3,0A)
GND
LED rot
LED_Oel
+5V_SPS
FWGR_LED_ links_OUT (30mA)
RU/RAB_LED_OUT (30mA)
FWGR_LED_rechts_OUT (30mA)
Ref. SM
LED grün
NK_OUT (3,0A)
FF1_LED_OUT (30mA)
IN_COD_FS
FF2_LED_OUT (30mA)
HUB1
+24-30V
HUB2
FL (6,5A)
HUB3
FA (4,0A)
R1
1K
Autoselect
tilt-sensor
S11
+24-30V
+24V=
J1
X20.10
LED rot
IN7
9870 867028 L201
Blatt /2.D9
sheet
A40
A33
Y2...Y8
A34
A37
X427
A38
9850 867015
RFW blasen/blow
FL
NK
FA
X4
A33
X12
X13
X14
X15
X16
X17
X18
X19
X23
X25
X21
X20
S11
X2
X4
X1
X22
X11
X24
X3
X420
X12.1
X11/32
X13.1
X11/34
X14.1
X11/36
X15.1
X11/35
X16.1
X4
X17.1
X11/28
X18.1
X11/17
X426
Y2
Y3
Y4
Y5
Y6
Y7
Y8
+24-30V
HP1
HP2
HP3
FL
RFW blasen /blow
NK
FS
X22
+24-30V
X11/37 (FA)
X11/35 (FL)
X11/28 (NK)
X11/18 (FK)
+24-30V
+24-30V
GND
9870 867001
X427
Y1
FA
Hubmagnet
9820 110025
Y12
FK
X24
X407
(7pol.)
X11/37 (FA)
+24-30V
X11/12 (FWGR_IN)
GND
n.c.
X11/37 (FA)
+24-30V
X25
X408
(5pol.)
+24-30V
Kathode Transm.LED
Kathode Indicator-LED
Emitter Receiver
n.c.
X3
X409
(4pol.)
+24V_SPS
X11/20 (LED rot)
X11/27 (LED grün)
X11/30 (IN_COD_FS)
X2
X410
(3pol.)
X11/22 (+5V_SPS)
GND
X11/26 (Ref. SM)
9870 867017
(AMP 3pol.)
X411
S411
Gabellichtschranke
9815 935006
Ref.Stichsteller
Ref.stitch regulator
SM_REF_+5V
SM_REF_GND
SM_REF_IN
9870 867024
9870 867003
(4pol.)
X413
X3
X2
(5pol.)
X414
X1
Restfadenwächter
bobbin thread monitor
A37
9815 925002
A38
RFW
9850 867003
A39
X416
V1
V2
J1
red
green
V3
rt
A40
Leiterplatte 9850 867xxx
PCB
X417
Y101
FS-Magnet 1
Y102
FS-Magnet 2
(8pol.)
X412
M
M2
Stichsteller Motor
stitch regulator motor
9870 867028 L202
Blatt /7.E1
sheet
9870 867029
Blatt /4.G9
sheet
Leiterplatte k 9850 867003
PCB cpl.
Oelstandsanzeige 9850 867001
oil level gauge
Fadenspannungsplatte
thread tension board
Z Zusatzeinrichtung
optional equipment

c				Datum	2011-03-25	
b				Bearb.	Cz	
a				Geprüft		
	Änd.	Datum	Name	Norm		

DÜRKOPP ADLER

Teilefamilie	550-867 Oberteil 867 sewing head 867	Bauschaltplan 9890 550005 B
Freigabe 0001/11		Blatt 5 / 9

Touch Panel PC 9835 200347
Basicline 15"
190-240VAC
50/60Hz
(USV / UPS)
A12
X308
X309 LAN
X310 USB 2
X311 USB 1
L001
Blatt /1.C7
sheet
9870 867025 L121
Blatt /3.A9
sheet

Barcode-Drucker 9835 400000
Printer
X312 USB_BU-B
X313 1-2
A13
X117
OUT: 24VDC
IN: 190-240V 50/60Hz
A14
L004
Blatt /1.E7
sheet
9870 867025 L122
Blatt /3.B9
sheet

9835 400004
9835 400006
USB-Hub
9835 400007
X236 USB-BU
X237
X238
X239
X240
A27
9835 400005
Blatt /7.G2
sheet
9835 400005
Blatt /8.G5
sheet

Schaltschrank k 9870 867020
switch cabinet cpl.
A1
Montageplatte k 9870 867021
subplate cpl.
A17

FSPMG-2
thread tension measure
A24
Blatt /3.F8
sheet
! A24 + A35 Teilenr. 9835 200345
A24 + A35 part no. 9835 200345

FSPMG
X1 ST-DSUB
X228 rt X244
X4 / A20
IN_LS
+24-30V
9870 867030 L238
Blatt /4.C1
sheet

FSPMG
X2 BU-DSUB
X229 rt X245
X5 / A20
+24-30V
IN_FS
IN_COD_FS
GND
PWM_OUT2+
PWM_OUT2+
PWM_OUT2-
PWM_OUT2-
PWM_OUT1+
PWM_OUT1+
PWM_OUT1-
PWM_OUT1-
9870 867030 L237
Blatt /4.D1
sheet

X247 X5
X248 X4
X246 X3
A24
X245 top
X244 down

X3 X246
+12V
GND
n.c.
Signal
9835 200349
X428
Fadenspannungssensor
thread tension sensor
A35
! A24 + A35 Teilenr. 9835 200345
A24 + A35 part no. 9835 200345

Nähkopf Kl.867
sewing head cl.867
A35

X5 X247
+12V bn
0V bl
n.c. ws
Signal sw
Z 9870 867032
X429
Nahtbreiten- und Zwickerkennung
weld width and notch detection
9835 501009
Z A41

Nähkopf Kl.867
sewing head cl.867
Z A41

Z Zusatzeinrichtung
optional equipment

c				Datum	2011-03-25	
b				Bearb.	Cz	
a				Geprüft		
	Änd.	Datum	Name	Norm		

DÜRKOPP ADLER

Teilefamilie
Freigabe 0001/11

550-867
PC, Printer, USB, FSPMG

Bauschaltplan
9890 550005 B

Blatt 6 / 9

Schaltschrank k 9870 867020
switch cabinet cpl.
A1
Montageplatte k 9870 867021
subplate cpl.
A17

Leitertplatte k (ST-MDN Schrittmotor) 9835 400001
PCB cpl. (ST-MDN stepper motor)

Leiterplatte k (SPS I/O für ST-MDN) 9835 400002
PCB cpl. (SPS I/O for ST-MDN)

9870 867030 L230
Blatt /4.G1
sheet

X257 X3
gn 1 SM_REF_+5V
2
ge 3 SM_REF_IN
4
5
gr 6 SM_REF_GND

X250 X5
1
2
3
4
bn 5 ANA_IN
ws 6 ANA_GND

A22
Blatt /3.F7
sheet

20pol. X13 X211 X210 20pol. X3

A23
Blatt /3.C7
sheet

SPS OUT
X1 BU-DSUB X264 X232
OUT1-1 1 rt 1
OUT1-7 14 2
+24V_SPS 2 3
+24V_SPS 15 4
OUT1-2 3 5
OUT1-8 16 6
+24V_SPS 4 7
+24V_SPS 17 8
OUT1-3 5 9
OUT2-1 18 10
+24V_SPS 6 11
OUT2-2 19 12
OUT1-4 7 13
OUT2-3 20 14
+24V_SPS 8 15
OUT2-4 21 16
OUT1-5 9 17
OUT2-5 22 18
+24V_SPS 10 19
OUT2-6 23 20
OUT1-6 11 21
OUT2-7 24 22
+24V_SPS 12 23
OUT2-8 25 24
GND 13 25
26
X22 / A20

9870 867030 L236
Blatt /4.G1
sheet

9870 867028 L202
Blatt /5.G9
sheet

X258 X6
ws 1 Ph.1a+
gr 2 Ph.1a-
bn 3 Ph.1b+
rs 4 Ph.1b-

X259 X7
gn 1 Ph.2a+
bl 2 Ph.2a-
ge 3 Ph.2b+
rt 4 Ph.2b-

A22
X255
X208 1
X211 1 20
X259 1
X258 1
X257 1
X250 1

X210 20 1
X264 25 13 14 1
A23
X263 14 1 25 13
F1 1

SPS IN
X2 ST-DSUB X263 X231
IN1 1 rt 1
IN7 14 2
+24V_SPS 2 3
GND 15 4
IN2 3 5
IN8 16 6
+24V_SPS 4 7
GND 17 8
IN3 5 9
+24-30V 18 10
+24V_SPS 6 11
IN_RA 19 12
IN4 7 13
+24-30V 20 14
+24V_SPS 8 15
IN_FW 21 16
IN5 9 17
+24-30V 22 18
GND 10 19
IN_HP 23 20
IN6 11 21
+24-30V 24 22
GND 12 23
IN_+FS 25 24
GND 13 25
26
X19 / A20

9870 867030 L235
Blatt /4.F1
sheet

9835 400005
Blatt /6.C6
sheet

X255 USB_BU-B

c				Datum	2011-03-25	
b				Bearb.	Cz	
a				Geprüft		
	Änd.	Datum	Name	Norm		

DÜRKOPP ADLER

Teilefamilie
Freigabe 0001/11

550-867
Schaltschrank; SM-Karte u. SPS I/O
switch cabinet; Stepper; SPS I/O

Bauschaltplan
9890 550005 B

Blatt 7 / 9

Schaltschrank k 9870 867020
switch cabinet cpl.

Leiterplatte k (USB-RS232/RS422) 9835 400003
PCB cpl. (USB-RS232/RS422)

A21
Blatt /3.F5
sheet

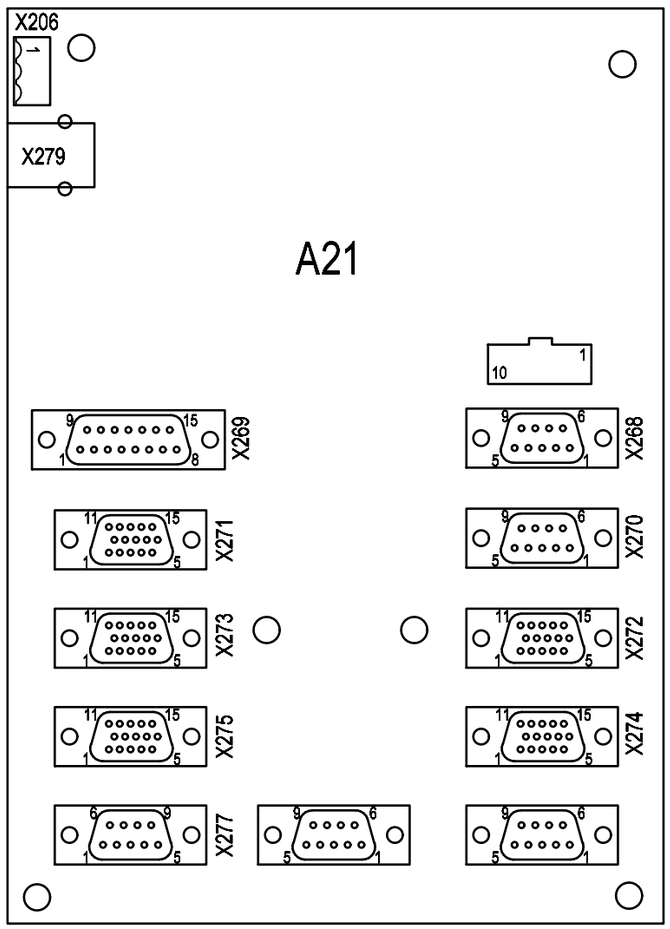

DSUB9 Male DA321G B18	X1	X268 1-9	9835 200233 L015	Blatt /2.H7 sheet	Efka DA321 / B18 Efka DA321 / B18
DSUB15 Female FS-Messgerät	X2	X269 1-15	9870 867030 L234	Blatt /4.B1 sheet	A20 - X3
DSUB9 Male Handscanner	X3	X270 1-9	9835 200233 L016	X321 1-9 (*3) (*2) A49	Handscanner hand-held scanner
DSUB15_HD Female Oberfadenscanner	X4	X271 1-15	9835 200234 L017	X322 1-15 (*1) A50	Scanner Oberfaden scanner needle thread Z
DSUB15_HD Female Unterfadenscanner	X5	X272 1-15	9835 200234 L018	X323 1-15 (*1) A51	Scanner Unterfaden scanner lower-thread Z
DSUB15_HD Female Nahtscanner	X6	X273 1-15	9835 200234 L019	X324 1-15 (*1) A52	Nahtscanner seam-scanner Z
DSUB15_HD Female Spulenscanner Spuler	X7	X274 1-15	9835 200234 L020	X325 1-15 (*1) A53	Spulenscanner Spuler bobbin-scanner in bobbin winder Z
DSUB15_HD Female Spulenscanner Greifer	X8	X275 1-15	9835 200234 L021	X326 1-15 (*1) A54	Spulenscanner Greifer bobbin-scanner in hook Z
DSUB9 Male	X9				
DSUB9 Female Spuler	X10	X277 1-9	9870 867030 L233	Blatt /4.E1 sheet	A20 - X230
DSUB9 Male	X11				
USB-Bu-B	X99	X279	9835 400005	Blatt /6.C6 sheet	A27 - X239

(*1)	9835 200346	Scanner, Barcode
(*2)	9835 400011	Scanner, hand-held
(*3)	9835 400012	cord, serial, 9pole

c				Datum	2011-03-25
b				Bearb.	Cz
a				Geprüft	
	Änd.	Datum	Name	Norm	

DÜRKOPP ADLER

Teilefamilie
Freigabe 0001/11

550-867
Schaltschrank; USB seriell
switch cabinet; USB seriell

Bauschaltplan
9890 550005 B

Blatt 8 / 9

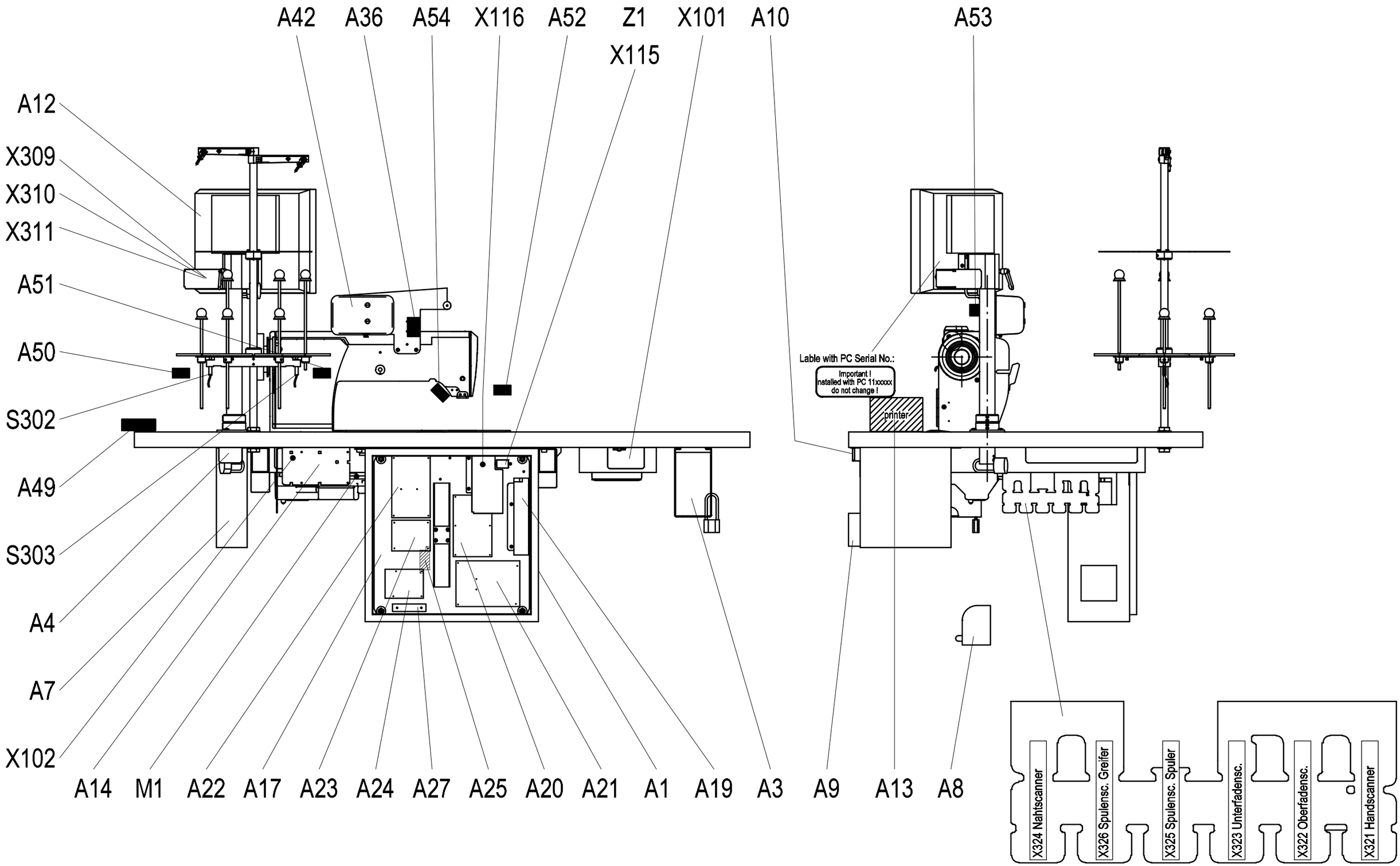

c				Datum	2011-03-25	DÜRKOPP ADLER	Teilefamilie	550-867 BMK und Etikettierung item designation and labeling	Bauschaltplan
b				Bearb.	Cz				
a				Geprüft			Freigabe 0001/11		9890 550005 B
	Änd.	Datum	Name	Norm					Blatt 9 / 9